



INDEX

Sistemi di apertura p.04
Opening mechanisms

Tavoli p.18
Tables

Sedie p.86
Chairs

Tavoli

Tables

Arcus p.18



Baltik p.30



Tiffany p.40



Roulette p.50



Elica p.58



Podio p.68



Resort p.76



Tao p.80



Sedie

Chairs

Seventy p.86



Queen p.88



Paris p.90



Renoir p.92



Rachele p.94



Astoria p.96



Jasmine p.98



Havana p.100



Dora p.102



Abba p.104



Susan p.106



Micaela p.108



Eleonora p.110



Elisabeth p.112



Alice p.114



Evo system apertura con maniglia

Le due allunghe laterali e tutto il meccanismo che permette la loro apertura, sono all'interno di un elegante struttura che contiene il tutto. Per allungare il tavolo basta tirare la maniglia dal lato dell'impugnatura e con due dita, alzare la prolunga: il meccanismo porterà automaticamente l'allungia in battuta con il piano e con il profilo. Un sistema innovativo di allungia che mette la funzionalità al primo posto senza rinunciare all'estetica.

An elegant frame encloses two extension leaves, one at each end of the table, and the whole mechanism that pulls them out. To extend the table simply pull the handle at the head of the table and lift the extension leaf with two fingers: the mechanism will immediately lock the extension leaf into place so that it is flush with the table top and edge. This innovative table extension system focuses on functionality without detracting from aesthetics.

Evo system opening mechanism with handle

TAVOLI DISPONIBILI CON EVO SYSTEM
TABLES AVAILABLE WITH EVO SYSTEM

ARCUS p.18

BALTIK p.30

TIFFANY p.40

ROULETTE p.50



New Up system binario scorrevole e alzabile


New Up system
sliding, liftable track

Due allunghe sono poste sotto il piano del tavolo, alle estremità di un binario scorrevole. Per allungare il tavolo è necessario far scorrere il binario verso l'esterno e alzarlo leggermente: in questo modo le allunghe escono e si posizionano a filo del piano principale. Un sistema molto pratico che permette di prolungare il tavolo senza rinunciare allo stile.

Two extension leaves are located under the table top at the ends of a sliding track. To extend the table, simply slide the track out and lift it slightly; this releases the extensions, which lock into place flush with the main table top. This highly practical system allows you to extend the table without compromising on style.

TAVOLI DISPONIBILI CON NEW UP SYSTEM
TABLES AVAILABLE WITH NEW UP SYSTEM

ARCUS p.18
BALTIK p.30
TIFFANY p.40
ROULETTE p.50



One system staffe estraibili con allunghe esterne

One system pull-out brackets with external extensions

Due staffe per lato sono poste sotto il piano del tavolo e, all'occorrenza, scivono con un movimento scorrevole. Le allunghe vengono appoggiate e agganciate sopra le staffe ma, nel momento in cui non sono necessarie, vengono tolte per essere custodite in uno spazio a piacere, mentre le staffe rientrano. In pochi e semplici step, il tavolo aumenta di dimensioni e di stile.

Two brackets are located on each end under the table top and can be slid out when required. The extension leaves are designed to slot securely into place on top of the runners. When they are no longer needed, they can be removed and stored in your chosen location, while the brackets slide back in. Give the size and style of your table a boost in just a few simple steps.

TAVOLI DISPONIBILI CON ONE SYSTEM
TABLES AVAILABLE WITH ONE SYSTEM

ARCUS p.18

BALTIK p.30

TIFFANY p.40

ROULETTE p.50



Spin system rotazione del piano

Comodissimo sistema di apertura che permette di allungare il tavolo con la semplice rotazione del piano.

This very convenient opening system lets you extend the table by simply rotating the top.

TAVOLI DISPONIBILI CON SPIN SYSTEM
TABLES AVAILABLE WITH SPIN SYSTEM

ELICA p.38

Spin system
rotating top



Cross system apertura telescopica della struttura

Cross system
telescopic frame opening

Con questa tipologia di apertura, l'intera struttura si apre lateralmente con un movimento scorrevole e all'interno del tavolo si trovano le allunghe per completare il piano. Una volta estratte e posizionate sopra le guide, le allunghe permettono di estendere il tavolo in più misure, a seconda di quanti piani aggiuntivi sono disponibili. Un sistema molto flessibile, che permette di scegliere di quanto allungare il tavolo.

With this type of opening mechanism, the full table frame opens out sideways in a sliding motion. The extension leaves can be found inside, to complete the table top. Once extracted and positioned on top of the guides, the extension leaves can be used to extend the table to different sizes, depending on how many extension leaves are available. This flexible system allows you to choose how far you want to extend your table.

TAVOLI DISPONIBILI CON CROSS SYSTEM
TABLES AVAILABLE WITH CROSS SYSTEM

PODIO p.68



Easy Book system apertura telescopica con allunga a libro

Mecanismo di apertura centrale con allungata libro che permette di allungare facilmente il tavolo senza dover far scorrere le gambe.

A central opening mechanism with a butterfly leaf that extends the table easily without having to slide the legs.

Easy Book system
telescoping extension
with butterfly leaf

TAVOLI DISPONIBILI CON EASY BOOK SYSTEM
TABLES AVAILABLE WITH EASY BOOK SYSTEM

TAO p.80



Easy system apertura telescopica con apertura manuale

Easy system
telescoping extension
with manual opening

Il piano del tavolo si apre centralmente con gambe telescopiche e il suo interno sono posizionate le allunghe che vanno posizionate manualmente.

TAVOLI DISPONIBILI CON EASY SYSTEM
TABLES AVAILABLE WITH EASY SYSTEM
RESORT p. 76



Arcus

Il basamento-scultura sorregge un piano personalizzabile in molteplici finiture e allungabile con pochi e semplici movimenti. Mentre moltiplica i posti a sedere, Arcus aumenta il proprio stile.

Per chi vuole un tavolo d'effetto.

A sculptural base supports a top that can be customised in many finishes and extended in just a few, simple steps. Arcus increases its ability to seat people while enhancing its style. For those set on purchasing a stunning table.



Arcus

TAVOLO ARCUS - NEW UP SYSTEM - L. 180/280 P.100 H.77 CM
STRUTTURA METALLO ANTRACITE 160 - PIANO MATERCO
160
SEDIE REN019 STRUTTURA METALLO ANTRACITE
160 RIVESTIMENTO CAT. VONE AMSTERDAM 164.

ARCUS TABLE - NEW UP SYSTEM - L. 180/280 D. 100 H. 77 CM
ANTHRACITE 160 METAL FRAME - TEXTURED MOCHA OAK 164
TOP WITH A 30° BEVELLED REVERSE SIDE.
REN019 CHAIRS WITH ANTHRACITE 160 FRAME -
UPHOLSTERED IN CAT. VONE AMSTERDAM 164.

Arcus

TAVOLO ARCUS - EVO SYSTEM - L. 180/270 P. 100 H.77 CM
STRUTTURA METALLO BRONZO 165 - PIANO GRES PULIPS
SILK 072
SEDIE JASMINE STRUTTURA METALLO BRONZO 165 -
RIVESTIMENTO CAT. 1/ONE AMSTERDAM 135.

ARCUS TABLE - EVO SYSTEM - L. 180/270 P. 100 H.77 CM
BRONZE 165 METAL FRAME - PULIPS SILK 072
JASMINE CHAIRS WITH BRONZE 165 METAL FRAME -
UPHOLSTERED IN CAT. 1/ONE AMSTERDAM 135.



Arcus

TAVOLO ARCUS - FISSO BOTTE - L. 260 P. 120 H. 77 CM.
STRUTTURA METALLO ANTRACITE 160 - PIANO CLASS. DECOR. 01
RIVESTIMENTO CAT. F. BELLE POLO 82A

ARCUS TABLE - FIXED AND BARREL - SHAPED 1260 D. 120 H. 77 CM.
STRUCTURE METAL ANTRACITE 160 - TOP CLASS. DECOR. 01
SEVEN CHAIRS WITH ANTRACITE 160 METAL FRAME -
UPHOLSTERED IN CAT. F. POLO 82A LEATHER.

Arcus

TAVOLO ARCUS - FISSO BOTTE - L. 260 P. 120 H. 77 CM
STRUTTURA METALLO ANTRACITE 160 - PIANO CLASS DECOR 01.
SOPRAVVERSO IN VETRO ANTRACITE 160.
RIVESTIMENTO CAT. F PELLE POLO 824.

ARCUS TABLE - FIXED AND BARREL - SHAPED L. 260 D. 120 H. 77 CM
ARCHITECTURE METAL ANTRACITE 160 - TOP CLASS DECOR 01.
TOP SURFACE IN ANTRACITE 160 METAL FRAME.
UPHOLSTERED IN CAT. F POLO 824 LEATHER.




FINITURE STRUTTURA / FRAME FINISHES

METALLI / METALS



FINITURE PIANO / TOP FINISHES


MATERICI / TEXTURED FINISHES



CERAMICA ELEGANCE



CLASS DECÒR



MISURE DISPONIBILI / AVAILABLE SIZES

ARGUS FISSO

RETTANGOLARE
180x100 cm
200x100 cm
220x100 cm
240x100 cm
260x100 cm



180 - 200
220 - 240 - 260

ARGUS FISSO

BOTTE
180x110 cm
200x110 cm
220x120 cm
240x120 cm
260x120 cm



180 - 200
220 - 240 - 260

ARGUS EVO SYSTEM

RETTANGOLARE
180x100 (45+45) cm
200x100 (45+45) cm
220x100 (45+45) cm



180 - 200 - 220

p. 4

ARGUS NEW UP SYSTEM

RETTANGOLARE
180x110 (50+50) cm
200x110 (50+50) cm
220x110 (50+50) cm



180 - 200 - 220

p. 6

ARGUS NEW UP SYSTEM

BOTTE
180x110 (50+50) cm
200x110 (50+50) cm
220x120 (50+50) cm



180 - 200 - 220

p. 6

ARGUS ONE SYSTEM

RETTANGOLARE
180x100 (50+50) cm
200x100 (50+50) cm
220x100 (50+50) cm



180 - 200 - 220

p. 8

Baltik

Un basamento in metallo che può essere abbinato a diverse matericità e forme di piani. All'occorrenza, Baltik si estende ma quando è chiuso le allunghe non si vedono. Per chi desidera stupire gli ospiti, e anche un po' sé stesso, con un arredo unico.

A metal base that can be paired with tops in various textures and shapes. Baltik can be extended when necessary but its leaves are invisible when shut. For those who want a unique piece of furniture that surprises their guests as well as themselves.



Baltik

TAVOLO BALTİK - NEW UP SYSTEM
BOTTE - L. 200/200 P.110 H.77 CM
ANTHACITE 160 - L. 160 P.110 H.77 CM
PIANO CAVA CATTI DORO 160 - L. 160 P.110 H.77 CM
SEDIE HAVANA STRUTTURA METALLO
ANTHACITE 160 - RIVESTIMENTO CATTI
PELLE POLO 930.

BALTİK TABLE - BARREL-SHAPED NEW
UP-SYSTEM - L. 200/200 D.110 H.77 CM
ANTHACITE 160 NEW FRAME -
L. 160 P.110 H.77 CM
HAVANA CHAIRS WITH ANTHACITE 160
METAL FRAME - UP-CLOSTERED IN
CATTI POLO 930 LEATHER.



Baltik

TAVOLO BALTİK - EVO SYSTEM - L. 180/270 P. 100 - H. 77 CM
STRUTTURA METALLO ANTRACITE 160 - PIANO GLASS
SOPRA
SEDIE DOBA STRUTTURA METALLO ANTRACITE 160 -
RIVESTIMENTO CAT. IONE DUBLIN 56.

BALTİK TABLE - EVO SYSTEM - L. 180/270 P. 100 - H. 77 CM
ANTRACITE 160 METAL FRAME - GLASS TOP
DOBA CHAIRS WITH ANTRACITE 160 METAL FRAME -
UPHOLSTERED IN CAT. IONE DUBLIN 56.

Baltik

TAVOLO BALTİK - EVO S/SYSTEM - L. 180/270 P. 100 H.77 CM
STRUTTURA METALLO ANTRACITE 160 - PIANO CLASS
COSTA
SEDIE DORA - STRUTTURA METALLO ANTRACITE 160 -
RIVESTIMENTO CAT. I/ONE DUBLIN 56.

BALTİK TABLE - EVO S/SYSTEM - L. 180/270 P. 100 H.77 CM
ANTRACITE 160 METAL FRAME - CLASS DECOR IS TOP
DORA CHAIRS WITH ANTRACITE 160 METAL FRAME -
UPHOLSTERED IN CAT. I/ONE DUBLIN 56.




FINITURE STRUTTURA / FRAME FINISHES

METALLI / METALS


best sellers

optional



FINITURE PIANO / TOP FINISHES


MATERICI / TEXTURED FINISHES



CERAMICA ELEGANCE



CLASS DECÒR



MISURE DISPONIBILI / AVAILABLE SIZES

BAITIK FISSO

RETANGOLARE
160x100 cm
180x100 cm
200x100 cm
220x100 cm
240x100 cm
260x100 cm



• 160 - 180 - 200
• 220 - 240 - 260

BAITIK FISSO

BOTTE
160x100 cm
180x110 cm
200x110 cm
220x120 cm
240x120 cm
260x120 cm



• 160 - 180 - 200
• 220 - 240 - 260

BAITIK EYO SYSTEM

RETANGOLARE
160x90 (40+40) cm
180x100 (45+45) cm
200x100 (45+45) cm
220x100 (45+45) cm



• 160 - 180 - 200 - 220

BAITIK NEW UP SYSTEM

RETANGOLARE
160x90 (40+40) cm
180x100 (50+50) cm
200x100 (50+50) cm
220x100 (50+50) cm



• 90 - 100

BAITIK NEW UP SYSTEM

BOTTE
160x100 (40+40) cm
180x110 (50+50) cm
200x110 (50+50) cm
220x120 (50+50) cm



• 160 - 180 - 200 - 220

BAITIK ONE SYSTEM

RETANGOLARE
160x90 (50+50) cm
180x100 (50+50) cm
200x100 (50+50) cm
220x100 (50+50) cm



• 160 - 180 - 200 - 220

Tiffany

Il tavolo si distingue per le quattro gambe a sezione ellittica confinate alle due estremità, che si intersecano tra loro e insieme fanno da base a differenti tipi di piano. Tiffany è l'ideale per chi ricerca un arredo originale ma discreto allo stesso tempo.


This table stands out for its four legs with their elliptic cross-sections and cone-shaped ends which cross over each other and can support different types of tops. Tiffany is the ideal choice for those looking for an original yet discreet table.



Tiffany

TAVOLO TIFFANY - EVO SYSTEM - L. 180/270 P. 100 H. 77
CM STRUTTURA METALLO ANTRACITE 160 - PIANO GLASS
COPERTURA IN VETRO
SEDIE ABBA STRUTTURA METALLO ANTRACITE 160 -
RIVESTIMENTO CAT. I/ONE NAIROBI 24.

TIFFANY TABLE - EVO SYSTEM - L. 180/270 P. 100 H. 77 CM
ANTRACITE 160 METAL FRAME - GLASS DECOR TOP
ABBA CHAIRS WITH ANTRACITE 160 METAL FRAME -
UPHOLSTERED IN CAT. I/ONE NAIROBI 24.



Tiffany

TAVOLO TIFFANY - NEW LIP SYSTEM - L. 180/280 P. 100 H. 77 CM. STRUTTURA METALLO ANTRACITE 160 - PIANO TAVOLO IN LAMIERA METALLO ANTRACITE 160 - RIVESTIMENTO CAT. B ECOPELLE VINTAGE 106.

TIFFANY - NEW LIP SYSTEM - L. 180/280 P. 100 H. 77 CM. ANTRACITE 160 METAL FRAME - TEXTURED MOCHA OAK PARIS CHAIRS WITH ANTRACITE 160 METAL FRAME - UPHOLSTERED IN CAT. B VINTAGE 106 ECO-LEATHER.



Tiffany

TAVOLO TIFFANY - NEW LIP SYSTEM - L. 180/280 P. 100 H.
77 CM. STRUTTURA METALLO ANTRACITE 160 - PIANO
TOP IN LAMIERA ALLUMINATA ANTRACITE 160 -
SIEDE PARIS STRUTTURA METALLO ANTRACITE 160 -
RIVESTIMENTO CAT. B ECOPELLE VINTAGE 106.

TIFFANY - NEW LIP SYSTEM - L. 180/280 P. 100 H. 77 CM.
ANTRACITE 160 METAL FRAME - TEXTURED MOCHA OAK
124 TOP WITH 130° BEVELLED REVERSE SIDE.
PARIS CHAIRS WITH ANTRACITE 160 METAL FRAME -
UPHOLSTERED IN CAT. B VINTAGE 106 ECO-LEATHER.




FINITURE STRUTTURA / FRAME FINISHES

METALLI / METALS



FINITURE PIANO / TOP FINISHES


MATERICI / TEXTURED FINISHES



CERAMICA ELEGANCE

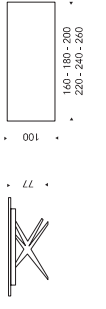


CLASS DECÒR

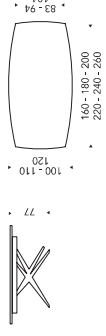


MISURE DISPONIBILI / AVAILABLE SIZES

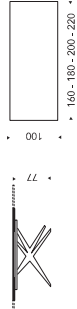
TIFFANY FISSO



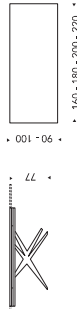
TIFFANY FISSO



TIFFANY EVO SYSTEM



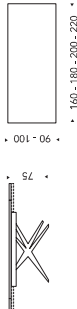
TIFFANY NEW UP SYSTEM



TIFFANY NEW UP SYSTEM



TIFFANY ONE SYSTEM



Roulette

Un gioco di geometrie e intrecci dà forma a un basamento dinamico, che sta bene con qualsiasi finitura di piano. Roulette è il tavolo giusto per chi ama rischiare con un arredo non convenzionale e scommettere che attirerà gli sguardi degli ospiti.

A combination of geometric shapes and intertwined parts creates a dynamic base that looks good with any type of top. Roulette is the right table for those who like to take risks with unconventional furniture and can bet on attracting the attention of their guests.



Roulette

TAVOLO ROULETTE - NEW UP SYSTEM - L. 180/280 P. 100 H. 77 CM
STRUTTURA METALLO BRONZO 165 - PIANO GRES ABU DHABI
MATERIALE TOP: GRES ABU DHABI
SEDIE ASTORIA STRUTTURA METALLO BRONZO 165 -
RIVESTIMENTO CAT. IONE MARACAJI 503
ROULETTE TABLE - NEW UP SYSTEM - L. 180/280 P. 100 H. 77 CM
BRONZE 165 METAL FRAME - ABU DHABI SLIK OTS IONE WARE
TOP
ASTORIA CHAIRS WITH BRONZE 165 METAL FRAME -
UPHOLSTERED IN CAT. IONE MARACAJI 503



Roulette

TAVOLO ROULETTE - NEW UP SYSTEM - L. 180/250 P. 100 H. 77 CM.
STRUTTURA METALLO ANTRACITE 160 - PIANO MAERICO ROVERE 12% CON FIORINO
SCARICATO SEDIE QUEEN STRUTTURA METALLO ANTRACITE 160 - RIVESTIMENTO CAT. B SOCCO 806.
ROULETTE TABLE - NEW UP SYSTEM - L. 180/250 D. 100 H. 77 CM.
ANTRACITE 160 METAL FRAME - TEXTURED MOCHA OAK 12% TOP WITH 30% BEVELLED REVERSE SIDE.
QUEEN CHAIRS WITH ANTRACITE 160 METAL FRAME - UPHOLSTERED IN CAT. B SOCCO 806.



Roulette


FINITURE STRUTTURA / FRAME FINISHES

METALLI / METALS




FINITURE PIANO / TOP FINISHES

MATERICI / TEXTURED FINISHES



CERAMICA ELEGANCE



CLASS DECÒR



MISURE DISPONIBILI / AVAILABLE SIZES

ROULETTE FISSO

RETANGOLARE
160x100 cm
180x110 cm
200x110 cm
220x120 cm
240x100 cm
260x100 cm



ROULETTE FISSO

BOTTE
160x100 cm
180x110 cm
200x110 cm
220x120 cm
240x120 cm
260x120 cm


Ceramica Elegance L 110 e L 120 cm disponibile solo per Urban Marble 034 e Amani 035. Ceramica Elegance for 110 and 120 cm long table available only in Urban Marble 034 and Amani 035.



ROULETTE EVO SYSTEM

RETANGOLARE
160x90 (40+40) cm
180x100 (45+45) cm
200x100 (45+45) cm
220x100 (45+45) cm

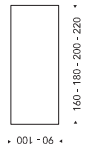
P. 4



ROULETTE NEW UP SYSTEM

RETANGOLARE
160x90 (40+40) cm
180x100 (45+45) cm
200x100 (45+45) cm
220x100 (50+50) cm

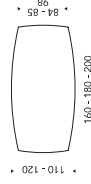
P. 6



ROULETTE NEW UP SYSTEM

BOTTE
160x100 (40+40) cm
180x110 (50+50) cm
200x110 (50+50) cm
220x120 (50+50) cm

Ceramica Elegance L 110 e L 120 cm disponibile solo per Urban Marble 034 e Amani 035. Ceramica Elegance for 110 and 120 cm long table available only for Urban Marble 034 and Amani 035.



ROULETTE ONE SYSTEM

RETANGOLARE
160x90 (40+40) cm
180x100 (50+50) cm
200x100 (50+50) cm
220x100 (50+50) cm

P. 8





Elica

Quando il nome del prodotto ne identifica le caratteristiche: Elica è un tavolo che monta un sistema che permette l'apertura delle due allunghe laterali mediante la semplice rotazione del pannello.

The name of this product identifies its features: the Elica (propeller in English) table incorporates a system by which the two extension leaves can be opened by simply rotating the top.

Elica

TAVOLO ELICA - SPIN SYSTEM - L. 130/200 P. 85 - H. 77 CM.
STRUTTURA METALLO BIANCO CESSO 121 - PIANO GLASSO
121 - RIVESTIMENTO AMSTERDAM 154.
SEDE ELISABETH STRUTTURA METALLO BIANCO CESSO
121 - RIVESTIMENTO AMSTERDAM 154.

ELICA TABLE - SPIN SYSTEM - L. 130/200 D. 85 - H. 77 CM.
CHALK WHITE 121 METAL FRAME - GLASS DESIGN TOP.
ELISABETH CHAIRS WITH A CHALK WHITE 121 METAL
FRAME - UPHOLSTERED IN AMSTERDAM 154.



Elica

TAVOLO ELICA - SPIN SYSTEM - L. 130/200 P. 85 H. 77
CM STRUTTURA METALLO ANTRACITE 160 - PIANO
IN VETRO ANTIRIFLESSO 160
SEDIE SUSAN STRUTTURA METALLO ANTRACITE 160 -
RIVESTIMENTO CAT. B SOGNO 903.

ELICA TABLE - SPIN SYSTEM - L. 130/200 D. 85 H. 77 CM
WITH ANTHRACITE 160 METAL FRAME - TEXTURED
DARK PIASENTINA 83 TOP.
SUSAN CHAIRS WITH METAL ANTHRACITE 160 FRAME -
UPHOLSTERED IN CAT. B SOGNO 903.



Elica

TAVOLO ELICA - SPIN SYSTEM - L. 130/200 P. 85 - H. 77 CM.
STRUTTURA METALLO ANTRACITE 160 PIANO MATERICO
SAND OAK
SEDIE ALICE STRUTTURA METALLO CHIACCHIO 173
RIVESTIMENTO CAT. IONE AMSTERDAM 64.

ELICA TABLE - SPIN SYSTEM - L. 130/200 D. 85 - H. 77 CM.
ANTRACITE 160 METAL FRAME - TEXTURED SAND OAK
175 TOP
ALICE CHAIRS WITH AN ICE WHITE IT3 METAL FRAME -
UPHOLSTERED IN CAT. IONE AMSTERDAM 64.



FINITURE STRUTTURA / FRAME FINISHES

METALLI / METALS

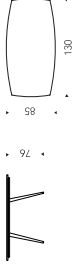
best sellers



Mecanismo sotto al piano disponibile solo in colore antracite.
Opening mechanism under the top available only in anthracite colour.

MISURE DISPONIBILI / AVAILABLE SIZES

130x85 (35-35) cm




**ELICA
SPIN
SYSTEM**

p. 10

FINITURE PIANO / TOP FINISHES

MATERICI / TEXTURED FINISHES



CLASS DECOR



APERTURA SPIN SYSTEM - SPIN SYSTEM OPENING SYSTEM



Podio

Quattro gambe dalle forme morbide e stondate, sorreggono piani di diverse dimensioni e finiture, per diventare un sistema tavolo adatto a tutte le esigenze quotidiane.

Four gently-rounded legs can support tops in different sizes and finishes for a table system that meets all everyday requirements.



Podio

TAVOLO PODIO - CROSS SYSTEM - L.140Z40 P.80 - H.76 CM
STRUTTURA METALLO ANTHRACITE 160 - PIANO GLASS
COPERTURA IN CAT. IONE NAIROBI 03.
SEDE MICHAELA STRUTTURA METALLO ANTHRACITE 160 -
RIVESTIMENTO CAT. IONE NAIROBI 03.

PODIUS TABLE - CROSS SYSTEM - L.140P40 D.80 - H.76 CM
ANTHRACITE 160 METAL FRAME - GLASS DECOR 07 TOP
MICHAELA CHAIRS WITH ANTHRACITE 160 METAL FRAME -
UPHOLSTERED IN CAT. IONE NAIROBI 03.



Podio

TAVOLO PODIO - CROSS SYSTEM - L.140/240 P. 80 - H.76 CM
STRUTTURA METALLO ANTHRACITE 160 - PIANO MATERICO
CERAMICO
SEDIE SUSAN STRUTTURA METALLO ANTHRACITE 160 -
RIVESTIMENTO CAT. I/ONE NAIROBI 24.

PODIUS TABLE - CROSS SYSTEM - L.140/240 D. 80 - H.76 CM
ANTHRACITE 160 METAL FRAME - TEXTURED QUARRY
CEMENT TIB TOP
SUSAN CHAIRS WITH ANTHRACITE 160 METAL FRAME -
UPHOLSTERED IN CAT. I/ONE NAIROBI 24.




Podio

FINITURE STRUTTURA / FRAME FINISHES

METALLI / METALS

best sellers


optional



metalli goffrati / embossed metals


FINITURE PIANO / TOP FINISHES

MATERICI / TEXTURED FINISHES




CERAMICA ELEGANCE

CERAMICA PREMIUM



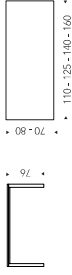
GLASS DECÒR



MISURE DISPONIBILI / AVAILABLE SIZES

CROSS SYSTEM

- 110x70 (+40) cm
- 125x70 (40-40) cm
- 140x70 (40-40) cm
- 160x70 (40-40) cm
- 125x80 (50-50) cm
- 140x80 (50-50) cm
- 160x80 (50-50) cm



Resort

Essenziale al punto giusto, personalizzabile quanto basta e pratico sempre: Resort è il tavolo che richiama attorno a sé le persone con i loro racconti di vita quotidiana.

Per chi ama la convivialità, le famiglie numerose e le cene con gli amici.

Minimalist and customisable to the right degree, it is always practical: Resort is the table that gathers people around it to tell stories about everyday life.

For those who love conviviality, large families and dining with friends.




Resort

FINITURE STRUTTURA / FRAME FINISHES

METALLI / METALS


best sellers

optional



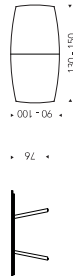
FINITURE PIANO / TOP FINISHES

MATERICI / TEXTURED FINISHES



MISURE DISPONIBILI / AVAILABLE SIZES

RESORT
EASY
SYSTEM
p. 16



TAVOLO RESORT 130 - EASY SYSTEM - L 130x230 P 90 H 76 CM
STRUTTURA ANTRACITE 160 - PIANO MATERICO ROVERE
NODATO CHIARO 133
133 TOP - METALLO ANTRACITE 160 -
FINITIMENTO CAT. IONE DUBLIN Z7

RESORT 130 - TAVOLO - EASY SYSTEM - L 130x230 D 90 H 76 CM
STRUTTURA 160 FRAME - TEXTURED LIGHT KNOTTED OAK
133 TOP - METALLO ANTRACITE 160 FRAME -
UPFOULSTERED IN CAT. IONE DUBLIN Z7

Tao

Versatile: è questo l'aggettivo che descrive al meglio Tao. Un tavolo che si adatta a spazi grandi ma anche piccoli, a gusti minimali ma anche raffinati, a stili di vita conviviali ma anche riservati. Per chi sogna un arredato in grado di rispondere a più esigenze.

Versatile: this is the adjective that best describes Tao. It's a table capable of adapting to small and large spaces alike as well as to minimalist yet refined tastes and convivial - or even reserved - lifestyles. Designed for all those looking for a table that can meet a variety of requirements.



Tao

TAVOLO TAO 120 • EASY BOOK SYSTEM • Ø 140 H 75 CM
STRUTTURA METALLO ANTRACITE 160 • PIANO MATERCO
CAT. IONE DUBLIN 95
SIEDE ZENDA STRUTTURA METALLO ANTRACITE 160 •
RIVESTIMENTO CAT. IONE DUBLIN 95
TAVOLO 120 TABLE • EASY BOOK SYSTEM • Ø 140 H 75 CM
ZENDA CHAIRS WITH ANTHRACITE 160 METAL FRAME •
UPHOLSTERED IN CAT. IONE DUBLIN 95



Tao

FINITURE STRUTTURA / FRAME FINISHES

METALLI / METALS

best sellers

optional

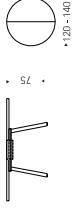


metalli goffrati / embossed metals

MISURE DISPONIBILI / AVAILABLE SIZES


TAO
EASY
BOOK
SYSTEM

p. 1/4



FINITURE PIANO / TOP FINISHES

MATERICI / TEXTURED FINISHES



Seventy

FINITURE STRUTTURA / FRAME FINISHES

METALLI / METALS

best-sellers

optional

171 Bianco Genese	163 Antracite	161 Fango	165 Ritiro	154 Madrepelle	151 Canapa	147 Nero	135 Grigio Phoenix	174 Fumo	172 Luna	158 Strake	164 Atletica
131 Nero	173 Ghiaccio	177 Bastardo	176 Bianco	155 Carraro Zucchero	167 Olive	168 Bosco	156 Bordoblu	119 Oro	165 Bronzo	181 Raffino	

metalli goffrati / embossed metals

FINITURE RIVESTIMENTO / UPHOLSTERY

Tessuti del campionario

Our range of fabrics

Non disponibile in Texplast

Not available in Texplast


Tessuti: ecopelle e pelle

Eco-subuck, eco-leather and leather upholstery



MISURE / SIZE

L 48 P 60 H 88 H s. 47 cm



SEDDIA SEVENTY STRUTTURA METALLO ANTRACITE 160
SEDDIA CAT. F PELLE POLO 824

SEVENTY CHAIR WITH AN ANTHRACITE 160 METAL
FRAME. SEAT UPHOLSTERED IN CAT. F POLO 824
LEATHER.



SEDDIA SEVENTY STRUTTURA METALLO ANTRACITE 160
SEDDIA CAT. F PELLE POLO 824

SEVENTY CHAIR WITH AN ANTHRACITE 160 METAL
FRAME. SEAT UPHOLSTERED IN CAT. F POLO 824
LEATHER.

Queen

FINITURE STRUTTURA / FRAME FINISHES

METALLI / METALS

best sellers

optional

121 Bianco Ginepro	122 Nero	123 Ghiaccio	124 Antracite	125 Fango	126 Raffio	127 Mediopelle	128 Canapa	129 Fai	130 Ariete	131 Grigio Piemonte	132 Furto	133 Luna	134 Sfide	135 Atletica
136 Nero	137 Ghiaccio	138 Bianco	139 Bianco	140 Bianco	141 Bianco	142 Bianco	143 Bianco	144 Bianco	145 Bianco	146 Bianco	147 Bianco	148 Bianco	149 Bianco	150 Bianco

FINITURE RIVESTIMENTO / UPHOLSTERY

Tessuti del campionario
Our range of fabrics
Non disponibile in Texplast
Not available in Texplast



MISURE / SIZE

L 51 P 56 H 83 H s. 47 cm

metalli goffrati / embossed metals

151
152
153
154
155
156
157
158
159
160
161
162
163
164
165
166
167
168
169
170
171
172
173
174
175
176
177
178
179
180
181
182
183
184
185
186
187
188
189
190
191
192
193
194
195
196
197
198
199
200



SEDA QUEEN STRUTTURA METALLO BRONZO 806
SEDA CAT. B SOGNO 806
QUEEN CHAIR WITH AN ANTHRACITE 160 METAL FRAME
UPHOLSTERED IN CAT. B SOGNO 806 FABRIC.



SEDA QUEEN STRUTTURA METALLO ANTRACITE 160
SEDA CAT. B SOGNO 806
QUEEN CHAIR WITH AN ANTHRACITE 160 METAL FRAME
UPHOLSTERED IN CAT. B SOGNO 806 FABRIC.

Paris

FINITURE STRUTTURA / FRAME FINISHES

METALLI / METALS

best-sellers

optional



FINITURE RIVESTIMENTO / UPHOLSTERY

Tessuti del campionario
Our range of fabrics

Econobuck, ecopelle e pelle
Eco-subuck, eco-leather and leather upholstery

Non disponibile in Texplast

Not available in Texplast



MISURE / SIZE

L. 51 P. 57 H. 86 / H. s. 49 cm



SEDA PARIS STRUTTURA METALLO
ANTRACITE '160 SEDUTA CAT. B
ECCOPELLE VINTAGE '106

PARIS CHAIR WITH AN ANTRACITE '160
METAL FRAME SEAT UPHOLSTERED IN
CAT. B VINTAGE '106 ECO-LEATHER



SEDA PARIS STRUTTURA METALLO ANTRACITE '160
SEDUTA CAT. B ECCOPELLE VINTAGE '106

PARIS CHAIR WITH AN ANTRACITE '160 METAL FRAME
SEAT UPHOLSTERED IN CAT. B VINTAGE '106 ECO-LEATHER

Renoir

FINITURE STRUTTURA / FRAME FINISHES

METALLI / METALS

best-sellers

optional



FINITURE RIVESTIMENTO / UPHOLSTERY

Tessuti del campionario
Our range of fabrics
Non disponibile in Texplast
Not available in Texplast



MISURE / SIZE

L 51 P 56 H 85 H s. 46 cm

SEDDIA RENOIR STRUTTURA METALLO ANTRACITE 160
SEDDIA CAT. JONE AMSTERDAM 37.

RENOIR CHAIR WITH AN ANTHRACITE 160 METAL FRAME
SEAT UPHOLSTERED IN CAT. JONE AMSTERDAM 37 FABRIC.



SEDDIA RENOIR STRUTTURA METALLO ANTRACITE 160
SEDDIA CAT. JONE AMSTERDAM 37.

RENOIR CHAIR WITH AN ANTHRACITE 160 METAL
FRAME UPHOLSTERED IN CAT. JONE AMSTERDAM 37
FABRIC.

Rachele

FINITURE STRUTTURA / FRAME FINISHES

METALLI / METALS

best sellers

optional



FINITURE RIVESTIMENTO / UPHOLSTERY

Tessuti del campionario
Our range of fabrics
Non disponibile in Texplast
Not available in Texplast

MISURE / SIZE

L 68 P 60 H 83 H s. 46 cm



SEDDIA RACHELE STRUTTURA METALLO ANTRACITE 160
SEDDIA CACHEMIRE 707.
RACHELE CHAIR WITH AN ANTRACITE 160 METAL
FRAME SEAT UPHOLSTERED IN CACHEMIRE 707
FABRIC.



SEDDIA RACHELE STRUTTURA METALLO BRONZO 165
SEDDIA CAT. B CACHEMIRE 603.
RACHELE CHAIR WITH A BRONZE 165 METAL FRAME
SEAT UPHOLSTERED IN CAT. B CACHEMIRE 603 FABRIC.

Astoria

FINITURE STRUTTURA / FRAME FINISHES

METALLI / METALS

best-sellers

optional



metalli goffrati / embossed metals

FINITURE RIVESTIMENTO / UPHOLSTERY

Tessuti del campionario
Our range of fabrics
Non disponibile in Teplast
Not available in Teplast

MISURE / SIZE

L. 56 P. 56 H. 85 s. 47 cm



SEDA ASTORIA STRUTTURA METALLO ANTRACITE 160.
RIVESTIMENTO CAT. B ECOPELLE VINTAGE 102.
ASTORIA CHAIR, ANTRACITE 160 METAL FRAME,
UPHOLSTERY CAT. B VINTAGE 102 ECO-LEATHER.



SEDA ASTORIA STRUTTURA METALLO
ANTRACITE 160.
SEDUTA CAT. 102E MARACABO 503.
ASTORIA CHAIR WITH AN ANTRACITE 160
METAL FRAME.
SEAT UPHOLSTERED IN CAT. 102E
MARACABO 503 FABRIC.

Jasmine

FINITURE STRUTTURA / FRAME FINISHES

METALLI / METALS

best-sellers

optional



FINITURE RIVESTIMENTO / UPHOLSTERY

Tessuti del campionario
Our range of fabrics
Non disponibile in Texplast
Not available in Texplast



Econobuck, ecopelle e pelle
Eco-subuck, eco-leather and leather upholstery

MISURE / SIZE

L 53 P 59 H 81 H s. 48 cm

SEDDIA STRUTTURA METALLO ANTRACITE 160
SEDDIA CAT. JONE AMSTERDAM 165.
JASMINE CHAIR WITH AN ANTRACITE 160 METAL
FRAME. SEAT UPHOLSTERED IN CAT. JONE
AMSTERDAM 165 FABRIC.



SEDDIA JASMINE STRUTTURA METALLO BRONZO 165
SEDDIA CAT. JONE AMSTERDAM 163.
JASMINE CHAIR WITH A BRONZE 165 METAL FRAME
SEAT UPHOLSTERED IN CAT. JONE AMSTERDAM 163
FABRIC.

Havana

FINITURE STRUTTURA / FRAME FINISHES

METALLI / METALS

best sellers

optional



FINITURE RIVESTIMENTO / UPHOLSTERY

Tessuti del campionario
Our range of fabrics

Ecobuck, ecopelle e pelle
Eco-subuck, eco-leather and leather upholstery

Non disponibile in Texplast
Not available in Texplast



MISURE / SIZE

L 56 P 58 H 88 H s. 47 cm

SEDA HAVANA STRUTTURA METALLO ANTRACITE
180, RIVESTIMENTO CAT. A BOSTON ASH.
HAVANA CHAIR, ANTRACITE 180 METAL FRAME,
UPHOLSTERY CAT. A BOSTON ASH.



SEDA HAVANA STRUTTURA METALLO
ANTRACITE 180
SEDA HAVANA CHAIR WITH AN ANTRACITE 180
METAL FRAME,
SEAT UPHOLSTERED IN CAT. F POLO 930
LEATHER

Dora

FINITURE STRUTTURA / FRAME FINISHES

METALLI / METALS

best-sellers

optional

121 Nero Grigio	122 Antracite	123 Grigio	124 Bianco	125 Raffio	126 Mediopelle	127 Canapa	128 Neri	129 Agnone	130 Grigio	131 Finozza	132 Fino	133 Luna	134 Stroke	135 Atletica
136 Nero	137 Grigio	138 Bianco	139 Raffio	140 Mediopelle	141 Canapa	142 Neri	143 Agnone	144 Grigio	145 Finozza	146 Fino	147 Luna	148 Stroke	149 Atletica	

metalli goffrati / embossed metals

150 Cottone	151 Cottone	152 Cottone	153 Cottone	154 Cottone	155 Cottone	156 Cottone	157 Cottone	158 Cottone	159 Cottone	160 Cottone	161 Cottone	162 Cottone	163 Cottone	164 Cottone	165 Cottone	166 Cottone	167 Cottone	168 Cottone	169 Cottone	170 Cottone	171 Cottone	172 Cottone	173 Cottone	174 Cottone	175 Cottone	176 Cottone	177 Cottone	178 Cottone	179 Cottone	180 Cottone	181 Cottone
----------------	----------------	----------------	----------------	----------------	----------------	----------------	----------------	----------------	----------------	----------------	----------------	----------------	----------------	----------------	----------------	----------------	----------------	----------------	----------------	----------------	----------------	----------------	----------------	----------------	----------------	----------------	----------------	----------------	----------------	----------------	----------------

FINITURE RIVESTIMENTO / UPHOLSTERY

Tessuti del campionario
Our range of fabrics
Non disponibile in Texplast
Not available in Texplast

Eco-stoff, ecopelle e pelle
Eco-subuck, eco-leather and leather upholstery



MISURE / SIZE

L 46 P 53 H 90 H s. 48 cm

SEDDIA DORA STRUTTURA METALLO ANTRACITE 160.
SEDDIA CAT. IONE DUBLIN 54.

DORA CHAIR WITH AN ANTHRACITE 160 METAL FRAME.
SEAT UPHOLSTERED IN CAT. IONE DUBLIN 54 FABRIC.



SEDDIA DORA STRUTTURA METALLO ANTRACITE 160.
SEDDIA CAT. IONE DUBLIN 54.

DORA CHAIR WITH AN ANTHRACITE 160 METAL FRAME.
SEAT UPHOLSTERED IN CAT. IONE DUBLIN 54 FABRIC.

Abba

FINITURE STRUTTURA / FRAME FINISHES

METALLI / METALS

best sellers

optional



FINITURE RIVESTIMENTO / UPHOLSTERY

Tessuti del campionario
Our range of fabrics
Non disponibile in Texplast
Not available in Texplast

MISURE / SIZE

L. 46 P. 56 H. 89 H. s. 47 cm



Abbinamenti bordino a pag. 126 - 127
For fabric/c-piping pairings go to pages pag. 126 - 127

SEDIA ABBA STRUTTURA METALLO ANTRACITE 160
RIVESTIMENTO CAT. A BOSTON CEMENT.

ABBA CHAIR WITH ANTHRACITE 160 METAL FRAME
UPHOLSTERED IN CAT. A BOSTON CEMENT.



SEDIA ABBA STRUTTURA METALLO ANTRACITE 160
SEDOJA CAT. IONE MICROJ26.
ABBA CHAIR WITH ANTHRACITE 160 METAL FRAME
SEAT UPHOLSTERED IN CAT. IONE MICROJ26 FABRIC

Susan

FINITURE STRUTTURA / FRAME FINISHES

METALLI / METALS

best sellers



FINITURE RIVESTIMENTO / UPHOLSTERY

Tessuti del campionario
Our range of fabrics
Non disponibile in Texplast
Not available in Texplast



MISURE / SIZE

L 49 P 56 H 83 H s. 48 cm

SEDDIA SUSAN STRUTTURA METALLO ANTRACITE 160.
RIVESTIMENTO CAT. B SOGNO 903.

SUSAN CHAIR WITH AN ANTHRACITE 160 METAL FRAME.
UPHOLSTERED IN CAT. B SOGNO 903 FABRIC.



SEDDIA SUSAN STRUTTURA METALLO ANTRACITE 160.
SEDDUTA CAT. IONE NAIROBI 105.

SUSAN CHAIR WITH AN ANTHRACITE 160 METAL
SEAT UPHOLSTERED IN CAT. IONE NAIROBI 105
FABRIC.

Micaela

FINITURE STRUTTURA / FRAME FINISHES

METALLI / METALS

best-sellers

optional



FINITURE RIVESTIMENTO / UPHOLSTERY

Tessuti del campionario
Our range of fabrics
Non disponibile in Texplast
Not available in Texplast

MISURE / SIZE

L 53 P 52,5 H 80 H.s. 46 cm



SEDIA MICAELA STRUTTURA METALLO ANTRACITE 160.
RIVESTIMENTO CAT./ONE NAIROBI 63.
MICAELA CHAIR WITH AN ANTHRACITE 160 METAL FRAME.
UPHOLSTERED IN CAT./ONE NAIROBI 63 FABRIC.



SEDIA MICAELA STRUTTURA METALLO ANTRACITE 160.
RIVESTIMENTO CAT./ONE NAIROBI 63.
MICAELA CHAIR WITH AN ANTHRACITE 160 METAL FRAME.
UPHOLSTERED IN CAT./ONE NAIROBI 63 FABRIC.

Eleonora

FINITURE STRUTTURA / FRAME FINISHES

METALLI / METALS

best sellers

optional



metalli goffrati / embossed metals

FINITURE RIVESTIMENTO / UPHOLSTERY

Tessuti del campionario

Our range of fabrics

Non disponibile in Texplast

Not available in Texplast

Ecobuck, ecopelle e pelle

Ecobuck, eco-leather and leather upholstery



MISURE / SIZE

L 57 P 60 H 79 H s. 46,5 cm

SEDA ELEONORA STRUTTURA METALLO ANTRACITE 160.

RIVESTIMENTO CAT. IONE NAIROBI 08.

ELEONORA CHAIR WITH AN ANTHRACITE 160 METAL FRAME.

UPHOLSTERED IN CAT. IONE NAIROBI 08 FABRIC.



SEDA MICELA STRUTTURA METALLO ANTRACITE 160.

RIVESTIMENTO CAT. IONE NAIROBI 08.

MICELA CHAIR WITH AN ANTHRACITE 160 METAL

FRAME, UPHOLSTERED IN CAT. IONE NAIROBI 08

FABRIC.

Elisabeth

FINITURE STRUTTURA / FRAME FINISHES

METALLI / METALS

best-sellers

optional



FINITURE RIVESTIMENTO / UPHOLSTERY

Tessuti del campionario
Our range of fabrics
Non disponibile in Texplast
Not available in Texplast



MISURE / SIZE

L 52 P 50,5 H 84 H s. 48,5 cm

SEDIA ELISABETH STRUTTURA METALLO ANTRACITE 160.
RIVESTIMENTO CATTONE AMSTERDAM 38.
ELISABETH CHAIR WITH AN ANTRACITE 160 METAL FRAME
UPHOLSTERED IN CATTONE AMSTERDAM 38 FABRIC.




SEDIA ELISABETH STRUTTURA METALLO ANTRACITE 160.
RIVESTIMENTO CATTONE AMSTERDAM 38.
ELISABETH CHAIR WITH AN ANTRACITE 160 METAL FRAME
UPHOLSTERED IN CATTONE AMSTERDAM 38 FABRIC.

Alice


FINITURE STRUTTURA / FRAME FINISHES

METALLI / METALS

best sellers



optional



SEDA ALICE

1. STRUTTURA METALLO ANTRACITE 160.
RIVESTIMENTO CANTONE ECOPELLE TWIST 402.
2. STRUTTURA METALLO ANTRACITE 160.
RIVESTIMENTO CANTONE ECOPELLE TWIST 801.
3. STRUTTURA METALLO ANTRACITE 160.
RIVESTIMENTO CANTONE ECOPELLE TWIST 602.
4. STRUTTURA METALLO ANTRACITE 160.
RIVESTIMENTO CANTONE ECOPELLE TWIST 608.

ALICE CHAIR

1. ANTHRACITE 160 METAL FRAME, UPHOLSTERED IN
CAT. IONE TWIST 402 ECO-LEATHER.
2. ANTHRACITE 160 METAL FRAME, UPHOLSTERED IN
CAT. IONE TWIST 801 ECO-LEATHER.
3. ANTHRACITE 160 METAL FRAME, UPHOLSTERED IN
CAT. IONE TWIST 602 ECO-LEATHER.
4. ANTHRACITE 160 METAL FRAME, UPHOLSTERED IN
CAT. IONE TWIST 608 ECO-LEATHER.

FINITURE RIVESTIMENTO / UPHOLSTERY

Tessuti del campionario

Our range of fabrics

Non disponibile in Texplast

Not available in Texplast



Econubuck, ecopelle e pelle

Eco-rubuck, eco-leather and leather upholstery

MISURE / SIZE

L 43 P 53 H 94 s. 47 cm



FINITURE_FINISHES

METALLI / METALS

best seller



121 BIANCO GESSO

optional



162 PLATINO



174 FUMO



177 BASALTO



165 BRONZO



161 FANGO



150 CANAPA



128 SMOKE



155 CARTA DA ZUCCHERO



019 ORO



160 ANTRACITE



124 MADREPERLA



175 LAVA



176 BROMO



156 BORDEAUX



173 ARENA



131 NERO



163 BOSCO



130 GRIGIO PIACENZA



173 CHIACCIIO



159 SALMA



127 HOT



164 ARDESIA



167 ONICE



181 TITANIO

MATERICI / TEXTURED FINISHES



127 MT - CNV



108 MT - OC - BG



111 MT - CC



175 MT - RSB



113 MT - RNC



128 MT - NAM



105 MT - OC - MP




112 MT - CS



124 MT - BMK



114 MT - RNS



109 MT - PA - BG



123 MT - OC - ARN




118 MT - CV



117 MT - RC



110 MT - RNN



106 MT - PA - MP



125 MT - OC - BA



119 MT - PSC



153 MT - PSS



106 MT - PA - MP



125 MT - OC - BA



119 MT - PSC



153 MT - PSS



106 MT - PA - MP



125 MT - OC - BA



119 MT - PSC



153 MT - PSS

CERAMICA ELEGANCE



012 PIETRA ANTRACITE




020 STATUARIO BIANCO OPACO



032 FOKOS TERRA



041 NOIR DESIR LUCIDO



033 FOKOS PIONBO



042 EMPERADOR LUCIDO



034 URBAN MARELE



043 NERO GRECO LUCIDO



035 AMANI



070 CALATORAO SILK



071 ABU DHABI SILK

CERAMICA PREMIUM




040 CALACATTA ORO VENATO LUCIDO



072 PULPIS SILK

FINITURE_FINISHES

GLASS DECÒR



COD.01



COD.04



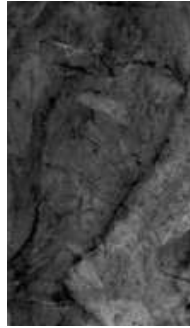
COD.07



COD.10



COD.13



COD.02



COD.05



COD.08



COD.11



COD.14



COD.03



COD.06



COD.09



COD.12



COD.15

FINITURE_FINISHES

VETRO / GLASS



TRANSPARENTE 320



FUME 363

VETRO LUCIDO / GLOSS GLASS



BIANCO GESSO 321



PLATINO 362



MADREPERLA 324



CANAPA 350



HOT 327



ARENA 378



CRIGIO PIACENZA 330



FANGO 361



FUMO 374



LAVA 375



SMOKE 328



ANTRACITE 360



ARDESIA 364



NERO 331



CHIACCIO 373



BASALTO 377



BROMO 376



CARTA DA ZUCCHERO 355



ONICE 367



BOSCO 368



SALVIA 359



BORDEAUX 356

FINITURE_FINISHES

AMSTERDAM cat. 1/One

					
AMSTERDAM 02	AMSTERDAM 04	AMSTERDAM 16	AMSTERDAM 23	AMSTERDAM 24	AMSTERDAM 37
					
AMSTERDAM 38	AMSTERDAM 44	AMSTERDAM 64	AMSTERDAM 66	AMSTERDAM 116	AMSTERDAM 135
					
AMSTERDAM 154	AMSTERDAM 164	AMSTERDAM 173	AMSTERDAM 174	AMSTERDAM 176	AMSTERDAM 183

BORA cat. 1/One

					
BORA 01	BORA 02	BORA 06	BORA 13	BORA 23	BORA 26
					
BORA 35	BORA 36	BORA 46	BORA 48	BORA 56	BORA 64
					
BORA 79	BORA 84	BORA 87	BORA 99	BORA 134	

FINITURE_FINISHES

DUBLIN cat. 1/One

					
DUBLIN 00	DUBLIN 06	DUBLIN 14	DUBLIN 16	DUBLIN 24	DUBLIN 26
					
DUBLIN 27	DUBLIN 36	DUBLIN 37	DUBLIN 38	DUBLIN 44	DUBLIN 54
					
DUBLIN 56	DUBLIN 58	DUBLIN 84			

MARACAIBO cat. 1/One

					
MARACAIBO 100	MARACAIBO 310	MARACAIBO 405	MARACAIBO 406	MARACAIBO 503	MARACAIBO 602
					
MARACAIBO 702	MARACAIBO 714	MARACAIBO 804			

NAIROBI cat. 1/One

					
NAIROBI 01	NAIROBI 03	NAIROBI 04	NAIROBI 06	NAIROBI 08	NAIROBI 24
					
NAIROBI 25	NAIROBI 26	NAIROBI 34	NAIROBI 44	NAIROBI 54	NAIROBI 56
					
NAIROBI 63	NAIROBI 67	NAIROBI 74			

FINITURE_FINISHES

TWIST ECOPELLE cat. 1/One



TWIST 101



TWIST 105



TWIST 111



TWIST 200



TWIST 302



TWIST 400



TWIST 401



TWIST 402



TWIST 403



TWIST 404



TWIST 406



TWIST 421



TWIST 600



TWIST 601



TWIST 602



TWIST 603



TWIST 608



TWIST 702



TWIST 801

EASY cat. 1/One



EASY 1



EASY 18



EASY 17



EASY 5



EASY 19



EASY 20



EASY 21



EASY 16




EASY 6



EASY 9

TEXPLAST cat. 1/One - solo per modello Eva



TEXPLAST
TORTORA 71



TEXPLAST
GRIGIO PERLA 601



TEXPLAST
GRIGIO SCURO 670



TEXPLAST
NERO 400

FINITURE_FINISHES

SPICE cat. A



SPICE 1



SPICE 2



SPICE 4



SPICE 5



SPICE 6

MARVEL cat. A



MARVEL 1



MARVEL 3



MARVEL 4



MARVEL 5



MARVEL 7



MARVEL 9



MARVEL 10

COTTON CLUB cat. A



COTTON CLUB 101



COTTON CLUB 105



COTTON CLUB 106



COTTON CLUB 111



COTTON CLUB 113



COTTON CLUB 119

SWING cat. A



SWING 201



SWING 205



SWING 206



SWING 211



SWING 213



SWING 219

BOSTON cat. A



BOSTON ASH



BOSTON BLACK



BOSTON CEMENT



BOSTON FORREST



BOSTON LIGHT GREY



BOSTON MOSTAZA



BOSTON MOUSE




BOSTON OCEAN



BOSTON WATER GREEN


FINITURE_FINISHES

CACHEMIRE cat. B



FINITURE_FINISHES

SOGNO cat. B



DAYTONA cat. B



PELLE POLO cat. F



ECONABUK cat. B



ECOPELLE VINTAGE cat. B



E' vietata ogni riproduzione totale e parziale in Italia e all'estero.

Reproduction of all or any parts of this publication in Italy or any other country is prohibited.

TOMASELLA DESIGN NETWORK

Thanks to:
Tomasella
Astolfi 1963

art direction and styling

ROSSI & CO.

graphic design

ROSSI & CO.

photography

ROSSI & CO.

colour separation

Z13

print

GRAFICHE ANTIGA

product design

CRD SEDIT

CAMILLA TOMASI

LMS DESIGN

AREA 44

EDY E PAOLO CIANI

SEdit SRL

Via Ruiat, 2
33070 Polcenigo (PN)
Italy

T +39.0434.627857

F +39.0434.606310

info@sedit-italia.it

sedit-italia.it



"ATTIVITA' REALIZZATA CON
IL CONTRIBUTO DI CUI ALLA
L.R. 4/2013 ART. 15 INCENTIVI
PER LA REALIZZAZIONE
DI PROGETTI DI
AGGREGAZIONE IN RETE
DELLE PMI DEL F.V.G."