



■ Vers. C01

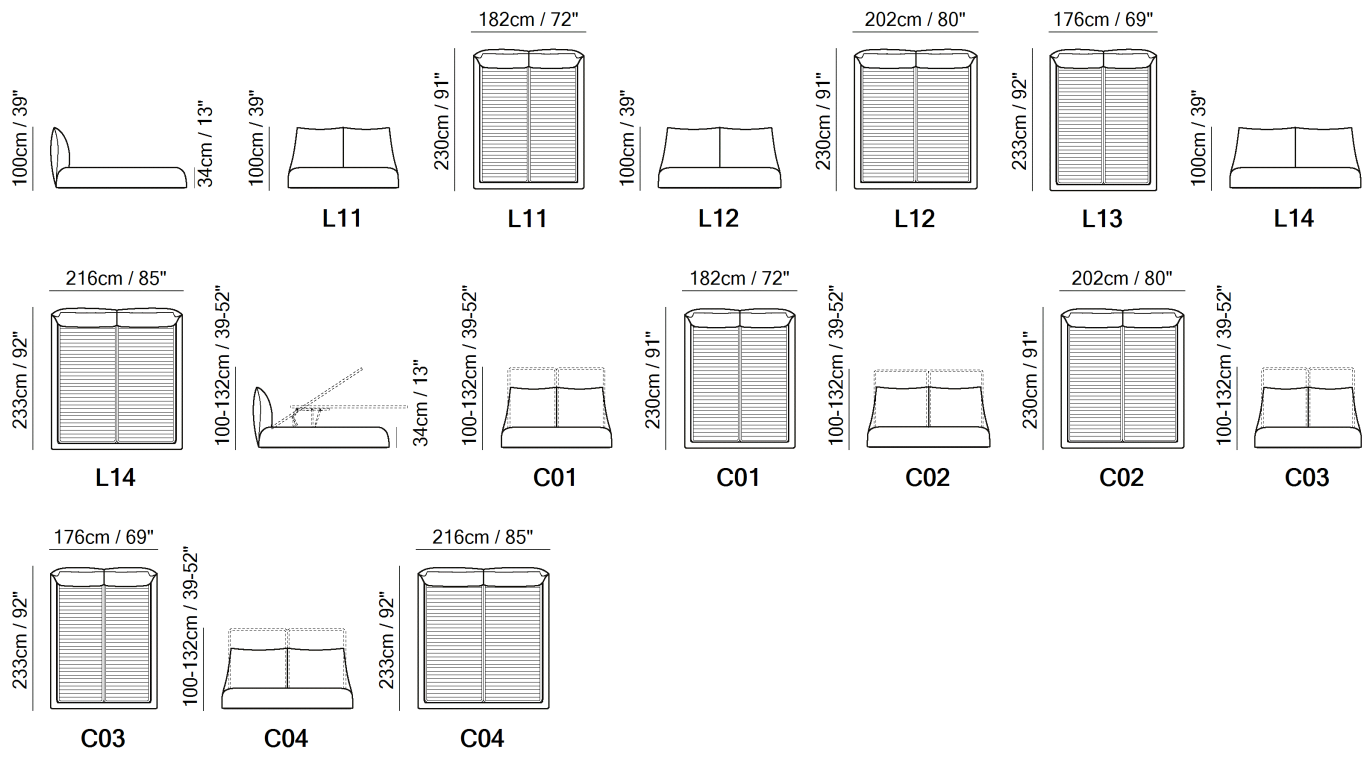


■ Vers. C01









■ Vers. C01

**SCHEMATICS**



**TECHNICAL INFORMATION**

	<b>COVERING</b>	Leather <input checked="" type="checkbox"/>	Soft Cover <input checked="" type="checkbox"/>				
	<b>LEGS</b>	Wood <input type="checkbox"/>	Metal <input type="checkbox"/>	Plastic <input type="checkbox"/>	Castors <input type="checkbox"/>	Upholstered <input type="checkbox"/>	
	<b>FILLING</b>	Arms <input type="checkbox"/>	Fiber <input type="checkbox"/> Foam <input type="checkbox"/> Feather/Fiber Mix <input type="checkbox"/> Feather <input type="checkbox"/>	Seat cushion <input type="checkbox"/>	Fiber <input type="checkbox"/> Foam <input type="checkbox"/> Feather/Fiber Mix <input type="checkbox"/> Feather <input type="checkbox"/>	Back cushion <input type="checkbox"/>	Fiber <input type="checkbox"/> Foam <input type="checkbox"/> Feather/Fiber Mix <input type="checkbox"/> Feather <input type="checkbox"/>
	<b>COMFORT</b>	Standard Comfort <input checked="" type="checkbox"/>	Firm Comfort <input type="checkbox"/>				
	<b>FUNCTION</b>	Bed <input type="checkbox"/>	Electric motion <input type="checkbox"/>	Motion <input type="checkbox"/>	Recliner <input type="checkbox"/>	Sliding <input type="checkbox"/>	
	<b>OPTIONS</b>	Nails <input type="checkbox"/>	Removable <input type="checkbox"/>	Contrast Stitching <input type="checkbox"/>			

**NOTES**

- Available in leather (TG only) or fabric.
- Double movement mechanism to re-position the mesh: horizontal (to easily reposition the linen) or 45° position (for a practical storage solution)
- The standard versions (no storage) of the beds Lunare LE00 and Orbitale LE02 are available with 2 different mesh position: the gap between the 2 different level is about 2 inch / 5cm
- Bed with storage option (vers. C0..)
- Bed with split mesh in different sizes.
- MESH DIMENSION:
- Vers. C01/L11: 160 x 200 cm (63 x 79 inch)
- Vers. C02/L12: 180 x 200 cm (71 x 79 inch)
- Vers. C03/L13: 153 x 203 cm (61 x 81 inch)
- Vers. C04/L14: 193 x 203 cm (77 x 81 inch)

NOTES

---



■ Vers. C01

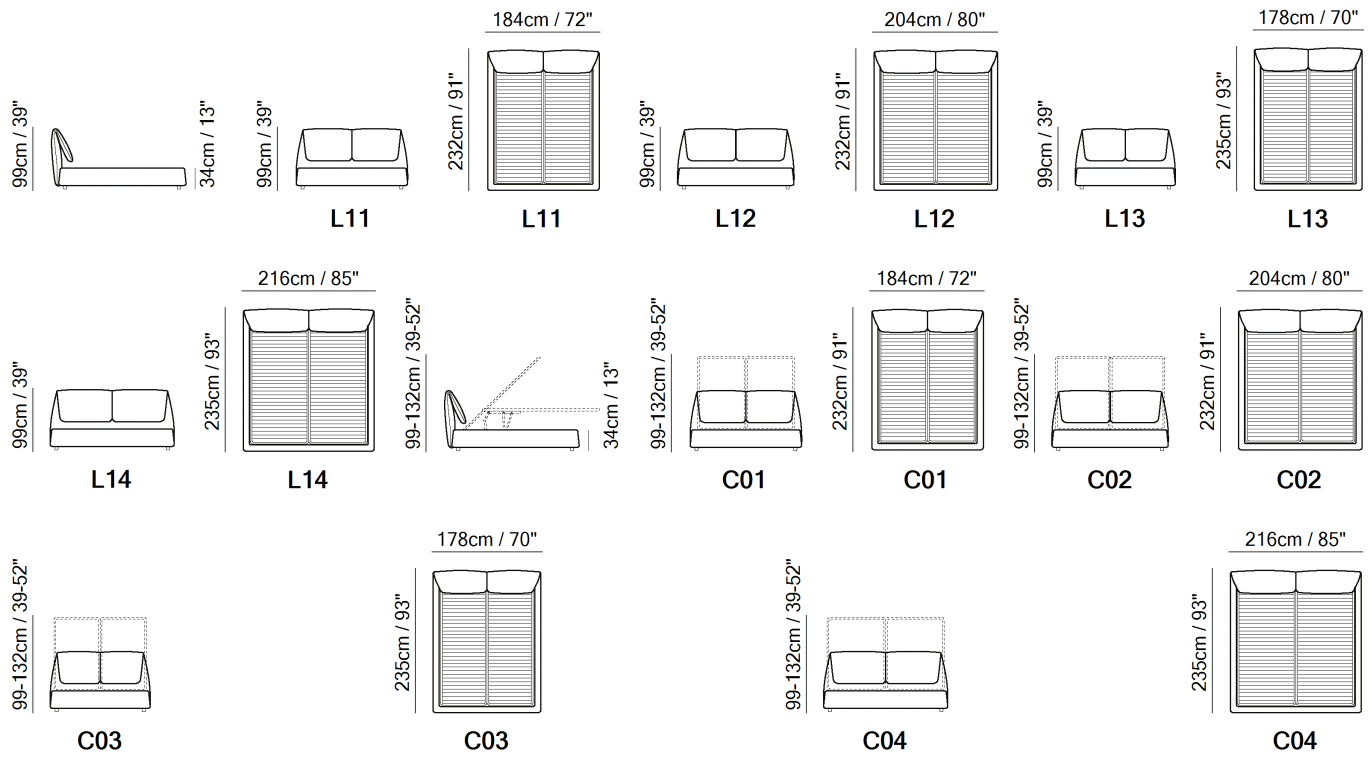


■ Vers. C01









■ Vers. C01

SCHEMATICS



**TECHNICAL INFORMATION**

	<b>COVERING</b>	Leather <input checked="" type="checkbox"/>	Soft Cover <input checked="" type="checkbox"/>				
	<b>LEGS</b>	Wood <input type="checkbox"/>	Metal <input type="checkbox"/>	Plastic <input type="checkbox"/>	Castors <input type="checkbox"/>	Upholstered <input type="checkbox"/>	
	<b>FILLING</b>	Arms <input type="checkbox"/>	Fiber <input type="checkbox"/> Foam <input type="checkbox"/> Feather/Fiber Mix <input type="checkbox"/> Feather <input type="checkbox"/>	Seat cushion <input type="checkbox"/>	Fiber <input type="checkbox"/> Foam <input type="checkbox"/> Feather/Fiber Mix <input type="checkbox"/> Feather <input type="checkbox"/>	Back cushion <input type="checkbox"/>	Fiber <input type="checkbox"/> Foam <input type="checkbox"/> Feather/Fiber Mix <input type="checkbox"/> Feather <input type="checkbox"/>
	<b>COMFORT</b>	Firm Comfort <input type="checkbox"/>	Standard Comfort <input checked="" type="checkbox"/>				
	<b>FUNCTION</b>	Bed <input type="checkbox"/>	Electric motion <input type="checkbox"/>	Motion <input type="checkbox"/>	Recliner <input type="checkbox"/>	Sliding <input type="checkbox"/>	
	<b>OPTIONS</b>	Removable <input type="checkbox"/>	Nails <input type="checkbox"/>	Contrast Stitching <input type="checkbox"/>			

**NOTES**

- Available in leather (TG only) or fabric.
- Double movement mechanism to re-position the mesh: horizontal (to easily reposition the linen) or 45° position (for a practical storage solution)
- Bed with storage option (vers. C0..)
- The standard versions (no storage) of the beds Lunare LE00 and Orbitale LE02 are available with 2 different mesh position: the gap between the 2 different level is about 2 inch / 5cm
- Bed with split mesh in different sizes.
- MESH DIMENSION:
- Vers. C01/L11: 160 x 200 cm (63 x 79 inch)
- Vers. C02/L12: 180 x 200 cm (71 x 79 inch)
- Vers. C03/L13: 153 x 203 cm (61 x 81 inch)
- Vers. C04/L14: 193 x 203 cm (77 x 81 inch)

**NOTES**

---





■ Vers. L12

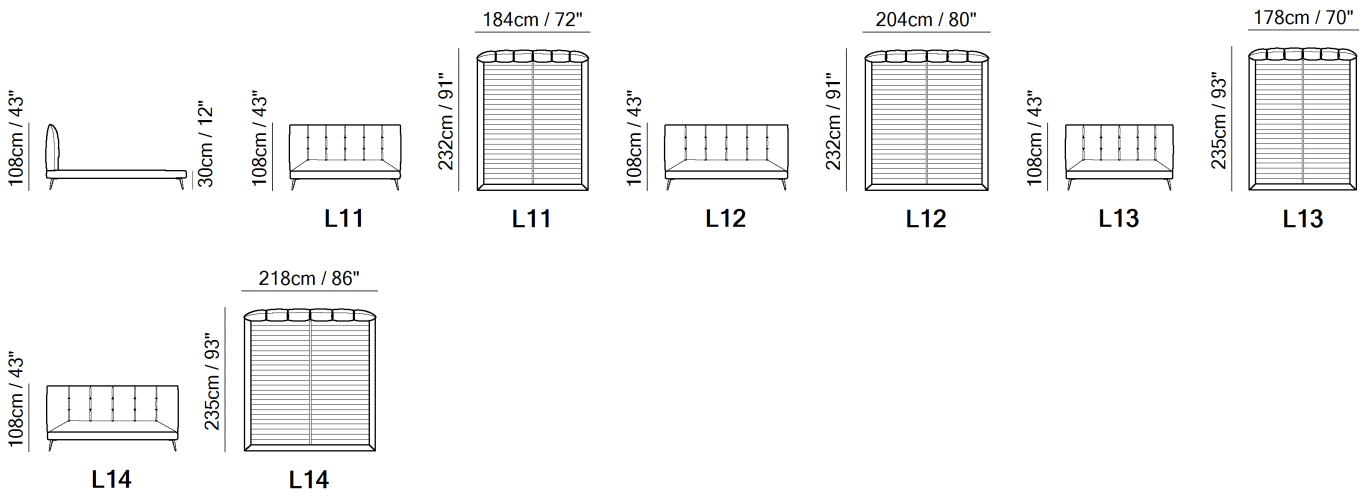


■ Vers. L12









■ Vers. L12

SCHEMATICS



**TECHNICAL INFORMATION**

	<b>COVERING</b>	Mix <input checked="" type="checkbox"/>	Leather <input checked="" type="checkbox"/>	Soft Cover <input checked="" type="checkbox"/>			
	<b>LEGS</b>	Wood <input type="checkbox"/>	Metal <input checked="" type="checkbox"/>	Plastic <input type="checkbox"/>	Castors <input type="checkbox"/>	Upholstered <input type="checkbox"/>	
	<b>FILLING</b>	Arms <input type="checkbox"/>	Fiber <input type="checkbox"/> Foam <input type="checkbox"/> Feather/Fiber Mix <input type="checkbox"/> Feather <input type="checkbox"/>	Seat cushion <input type="checkbox"/>	Fiber <input type="checkbox"/> Foam <input type="checkbox"/> Feather/Fiber Mix <input type="checkbox"/> Feather <input type="checkbox"/>	Back cushion <input type="checkbox"/>	Fiber <input type="checkbox"/> Foam <input type="checkbox"/> Feather/Fiber Mix <input type="checkbox"/> Feather <input type="checkbox"/>
	<b>COMFORT</b>	Standard Comfort <input checked="" type="checkbox"/>	Firm Comfort <input type="checkbox"/>				
	<b>FUNCTION</b>	Bed <input type="checkbox"/>	Electric motion <input type="checkbox"/>	Motion <input type="checkbox"/>	Recliner <input type="checkbox"/>	Sliding <input type="checkbox"/>	
	<b>OPTIONS</b>	Nails <input type="checkbox"/>	Removable <input type="checkbox"/>	Contrast Stitching <input type="checkbox"/>			

**NOTES**

- Available in leather (TG only), fabric and mix
- Leather/Fabric MIX CATEGORIES are based on the STARTING PRICE CATEGORY OF LEATHER combined with fabric = cat. 1A (cat.A0 /10 + fabric) - 1B (cat.15 + fabric) - 2A (cat. 20 ...) - 2B (cat. 25 ...) - 3A (cat. 30 ...)
- Bed with split mesh in different sizes.
- MESH DIMENSION:
- Vers. L11: 160 x 200 cm (63 x 79 inch)
- Vers. L12: 180 x 200 cm (71 x 79 inch)
- Vers. L13: 153 x 203 cm (61 x 81 inch)
- Vers. L14: 193 x 203 cm (77 x 81 inch)
- Metal legs available with brushed brass (70) or black chromed (78) finishing.
- The bed must be ordered always with 2 coverings.
- LEATHER/FABRIC MIX:
- 1° COV (Leather): Frame and headboard
- 2° COV (Fabric): Headboard and frame detail
- LEATHER:
- 1° COV (Leather): Frame, front panel of the headboard
- 2° COV (Leather): Headboard and frame detail (same category as 1° Cov)
- FABRIC:
- 1° COV (Fabric): Frame, front panel of the headboard

## NOTES

---

- 2° COV (Leather/Fabric): Headboard or frame detail (in case of leather, only art. Lemans)



■ Vers. L12

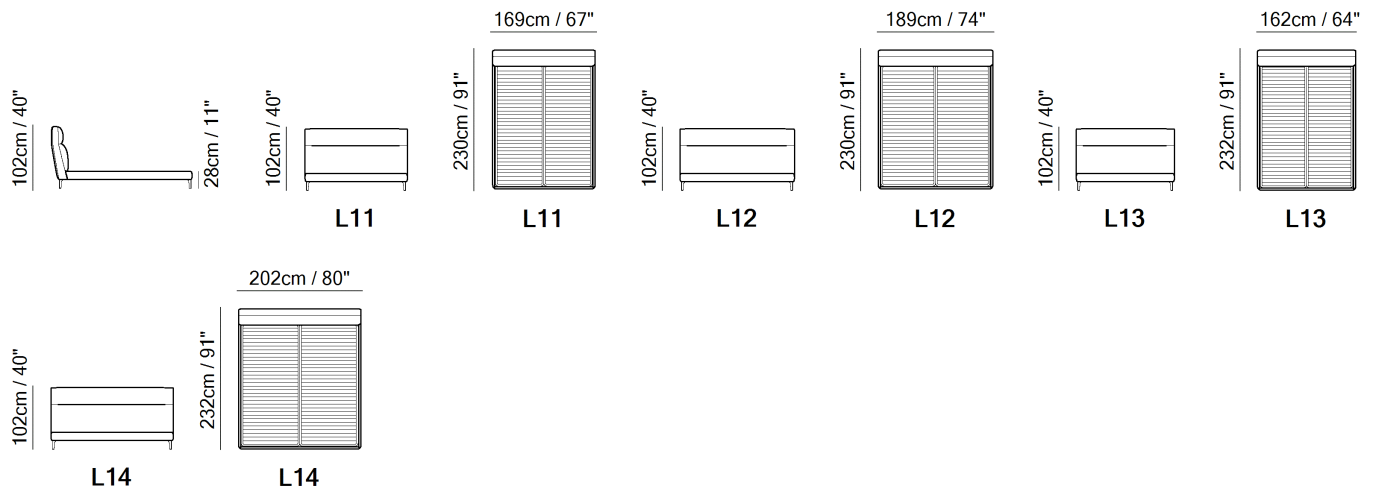


■ Vers. L12









■ Vers. L12

SCHEMATICS



TECHNICAL INFORMATION

	<b>COVERING</b>	Leather <input checked="" type="checkbox"/>	Soft Cover <input checked="" type="checkbox"/>			
	<b>LEGS</b>	Wood <input type="checkbox"/>	Metal <input checked="" type="checkbox"/>	Plastic <input type="checkbox"/>	Castors <input type="checkbox"/>	Upholstered <input type="checkbox"/>
	<b>FILLING</b>	Arms	<input type="checkbox"/> Fiber <input type="checkbox"/> Foam <input type="checkbox"/> Feather/Fiber Mix <input type="checkbox"/> Feather	Seat cushion	<input type="checkbox"/> Fiber <input type="checkbox"/> Foam <input type="checkbox"/> Feather/Fiber Mix <input type="checkbox"/> Feather	Back cushion <input type="checkbox"/> Fiber <input type="checkbox"/> Foam <input type="checkbox"/> Feather/Fiber Mix <input type="checkbox"/> Feather
	<b>COMFORT</b>	Firm Comfort <input type="checkbox"/>	Standard Comfort <input checked="" type="checkbox"/>			
	<b>FUNCTION</b>	Bed <input type="checkbox"/>	Electric motion <input type="checkbox"/>	Motion <input type="checkbox"/>	Recliner <input type="checkbox"/>	Sliding <input type="checkbox"/>
	<b>OPTIONS</b>	Removable <input type="checkbox"/>	Nails <input type="checkbox"/>	Contrast Stitching <input type="checkbox"/>		

NOTES

- Available in leather (TG only) or fabric.
- Bed with split mesh in different sizes.
- MESH DIMENSION:
- Vers. L11: 160 x 200 cm (63 x 79 inch)
- Vers. L12: 180 x 200 cm (71 x 79 inch)
- Vers. L13: 153 x 203 cm (61 x 81 inch)
- Vers. L14: 193 x 203 cm (77 x 81 inch)
- Metal legs available with matt black (79) or metal gold (90) finishings

**NOTES**

---





■ Vers. L12

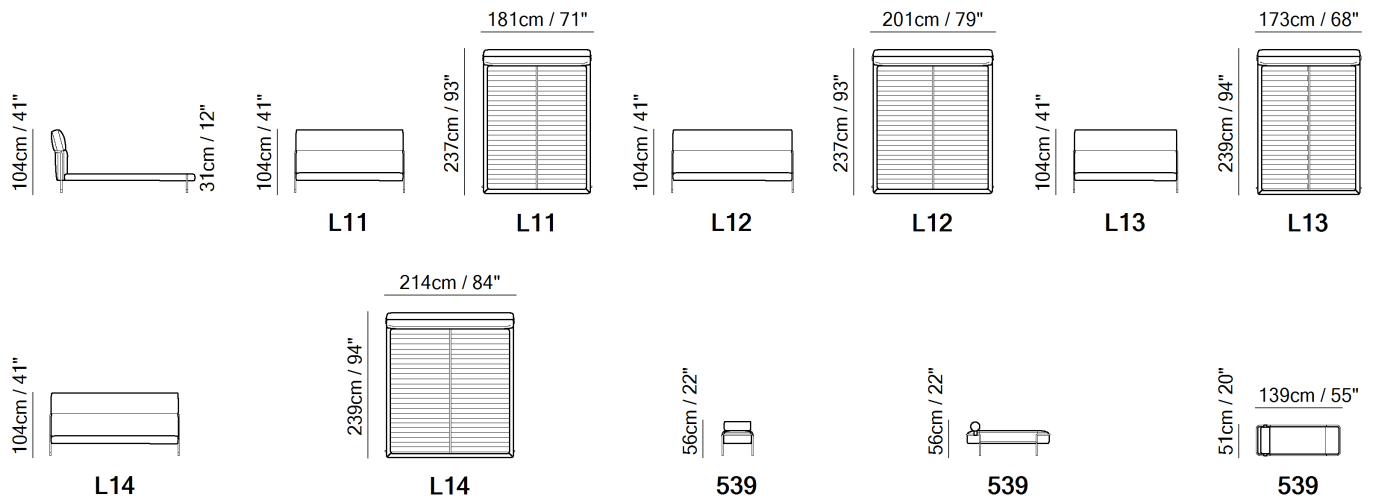


■ Vers. L12










■ Vers. 539

SCHEMATICS

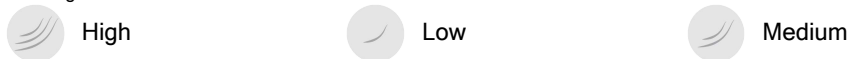


TECHNICAL INFORMATION

	<b>COVERING</b>	Leather <input checked="" type="checkbox"/>	Soft Cover <input checked="" type="checkbox"/>			
	<b>LEGS</b>	Wood <input type="checkbox"/>	Metal <input checked="" type="checkbox"/>	Plastic <input type="checkbox"/>	Castors <input type="checkbox"/>	Upholstered <input type="checkbox"/>
	<b>FILLING</b>	Arms <input type="checkbox"/> Fiber <input type="checkbox"/> Foam <input type="checkbox"/> Feather/Fiber Mix <input type="checkbox"/> Feather	Seat cushion <input type="checkbox"/> Fiber <input type="checkbox"/> Foam <input type="checkbox"/> Feather/Fiber Mix <input type="checkbox"/> Feather	Back cushion <input type="checkbox"/> Fiber <input type="checkbox"/> Foam <input type="checkbox"/> Feather/Fiber Mix <input type="checkbox"/> Feather		
	<b>COMFORT</b>	Standard Comfort <input checked="" type="checkbox"/>	Firm Comfort <input type="checkbox"/>			
	<b>FUNCTION</b>	Bed <input type="checkbox"/>	Electric motion <input type="checkbox"/>	Motion <input type="checkbox"/>	Recliner <input type="checkbox"/>	Sliding <input type="checkbox"/>
	<b>OPTIONS</b>	Nails <input type="checkbox"/>	Removable <input type="checkbox"/>	Contrast Stitching <input type="checkbox"/>		
	<b>WRINKLES &amp; VISUAL APPEARANCE</b>	Low <input type="checkbox"/>	Medium <input type="checkbox"/>	High <input checked="" type="checkbox"/>		

WRINKLES & VISUAL APPEARANCE

Due to a combination of the elasticity of the covering, the nature of the interior construction and the design for comfortability of the product, the model may exhibit differing levels of wrinkles.



The models need to be dressed on a regular basis to maintain their appearance and the wrinkles should not be considered as a manufacturing defect, but a natural characteristic of the product.

NOTES

- Available in leather (TG only) or fabric.
- The bed is completed with a bench (version 539) available in the same coverings enabled for the bed.
- Bed with split mesh in different sizes.
- MESH DIMENSION:
  - Vers. L11: 160 x 200 cm (63 x 79 inch)
  - Vers. L12: 180 x 200 cm (71 x 79 inch)
  - Vers. L13: 153 x 203 cm (61 x 81 inch)
  - Vers. L14: 193 x 203 cm (77 x 81 inch)
- Metal legs available with matt black 79 or glossy white 72 finishing

**NOTES**

---



■ Vers. L12

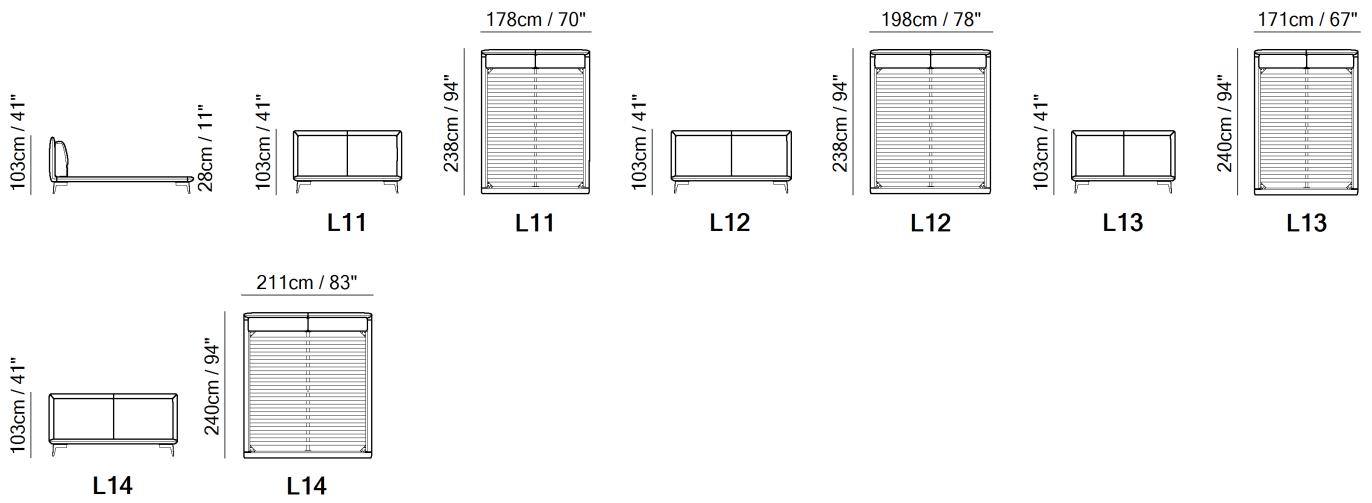


■ Vers. L12










■ Vers. L12

SCHEMATICS




**TECHNICAL INFORMATION**

	<b>COVERING</b>	Leather <input checked="" type="checkbox"/>	Soft Cover <input checked="" type="checkbox"/>				
	<b>LEGS</b>	Wood <input type="checkbox"/>	Metal <input checked="" type="checkbox"/>	Plastic <input type="checkbox"/>	Castors <input type="checkbox"/>	Upholstered <input type="checkbox"/>	
	<b>FILLING</b>	Arms <input type="checkbox"/>	Fiber <input type="checkbox"/> Foam <input type="checkbox"/> Feather/Fiber Mix <input type="checkbox"/> Feather <input type="checkbox"/>	Seat cushion <input type="checkbox"/>	Fiber <input type="checkbox"/> Foam <input type="checkbox"/> Feather/Fiber Mix <input type="checkbox"/> Feather <input type="checkbox"/>	Back cushion <input type="checkbox"/>	Fiber <input type="checkbox"/> Foam <input type="checkbox"/> Feather/Fiber Mix <input type="checkbox"/> Feather <input type="checkbox"/>
	<b>COMFORT</b>	Firm Comfort <input type="checkbox"/>	Standard Comfort <input checked="" type="checkbox"/>				
	<b>FUNCTION</b>	Bed <input type="checkbox"/>	Electric motion <input type="checkbox"/>	Motion <input type="checkbox"/>	Recliner <input type="checkbox"/>	Sliding <input type="checkbox"/>	
	<b>OPTIONS</b>	Removable <input type="checkbox"/>	Nails <input type="checkbox"/>	Contrast Stitching <input type="checkbox"/>			
	<b>WRINKLES &amp; VISUAL APPEARANCE</b>	Low <input type="checkbox"/>	Medium <input type="checkbox"/>	High <input checked="" type="checkbox"/>			

**WRINKLES & VISUAL APPEARANCE**

Due to a combination of the elasticity of the covering, the nature of the interior construction and the design for comfortability of the product, the model may exhibit differing levels of wrinkles.



The models need to be dressed on a regular basis to maintain their appearance and the wrinkles should not be considered as a manufacturing defect, but a natural characteristic of the product.

**NOTES**

- Available in leather (TG only) or fabric.
- MESH DIMENSION:
- Vers. L11: 160 x 200 cm (63 x 79 inch)
- Vers. L12: 180 x 200 cm (71 x 79 inch)
- Vers. L13: 153 x 203 cm (61 x 81 inch)
- Vers. L14: 193 x 203 cm (77 x 81 inch)
- Feet available in metal finishing 79 (Matte Black)

NOTES

---





■ Vers. L12

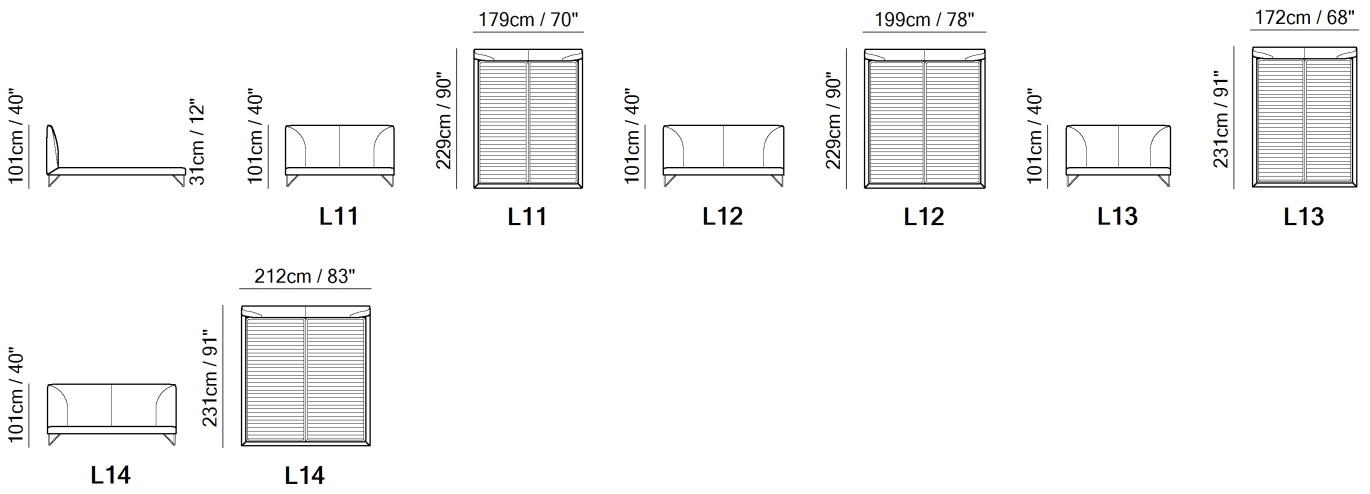


■ Vers. L12










■ Vers. L12

SCHEMATICS



TECHNICAL INFORMATION

	<b>COVERING</b>	Leather <input checked="" type="checkbox"/>	Soft Cover <input checked="" type="checkbox"/>			
	<b>LEGS</b>	Wood <input type="checkbox"/>	Metal <input checked="" type="checkbox"/>	Plastic <input type="checkbox"/>	Castors <input type="checkbox"/>	Upholstered <input type="checkbox"/>
	<b>FILLING</b>	Arms <input type="checkbox"/> Fiber <input type="checkbox"/> Foam <input type="checkbox"/> Feather/Fiber Mix <input type="checkbox"/> Feather	Seat cushion <input type="checkbox"/> Fiber <input type="checkbox"/> Foam <input type="checkbox"/> Feather/Fiber Mix <input type="checkbox"/> Feather	Back cushion <input type="checkbox"/> Fiber <input type="checkbox"/> Foam <input type="checkbox"/> Feather/Fiber Mix <input type="checkbox"/> Feather		
	<b>COMFORT</b>	Standard Comfort <input checked="" type="checkbox"/>	Firm Comfort <input type="checkbox"/>			
	<b>FUNCTION</b>	Bed <input type="checkbox"/>	Electric motion <input type="checkbox"/>	Motion <input type="checkbox"/>	Recliner <input type="checkbox"/>	Sliding <input type="checkbox"/>
	<b>OPTIONS</b>	Nails <input type="checkbox"/>	Removable <input type="checkbox"/>	Contrast Stitching <input type="checkbox"/>		
	<b>WRINKLES &amp; VISUAL APPEARANCE</b>	Low <input checked="" type="checkbox"/>	Medium <input type="checkbox"/>	High <input type="checkbox"/>		

WRINKLES & VISUAL APPEARANCE

Due to a combination of the elasticity of the covering, the nature of the interior construction and the design for comfortability of the product, the model may exhibit differing levels of wrinkles.



The models need to be dressed on a regular basis to maintain their appearance and the wrinkles should not be considered as a manufacturing defect, but a natural characteristic of the product.

NOTES

- Available in leather (TG only) or fabric.
- Bed with split mesh in different sizes.
- MESH DIMENSION:
  - Vers. L11: 160 x 200 cm (63 x 79 inch)
  - Vers. L12: 180 x 200 cm (71 x 79 inch)
  - Vers. L13: 153 x 203 cm (61 x 81 inch)
  - Vers. L14: 193 x 203 cm (77 x 81 inch)
- Feet available in metal finishing 79 (Matte Black)

NOTES

---



■ Vers. L12

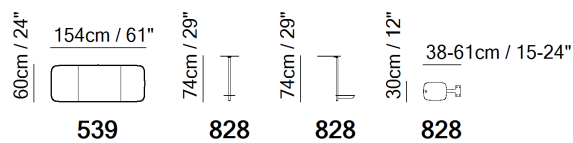
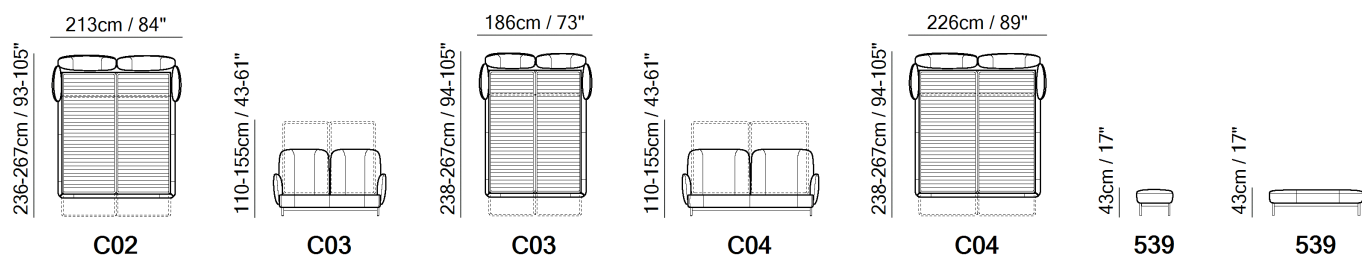
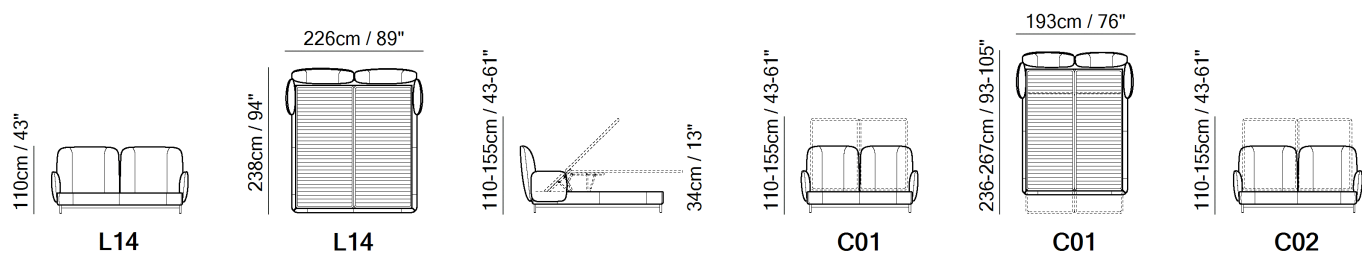
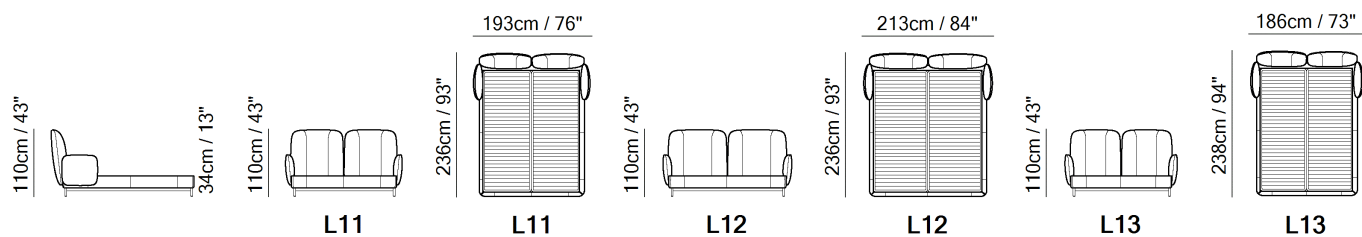


■ Vers. 828+C02+828










■ Vers. 828+C02+828+539

SCHEMATICS

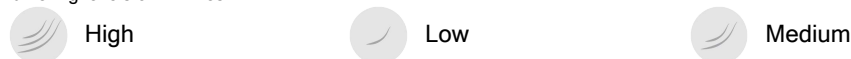


TECHNICAL INFORMATION

	<b>COVERING</b>	Leather <input checked="" type="checkbox"/>	Soft Cover <input checked="" type="checkbox"/>				
	<b>LEGS</b>	Wood <input type="checkbox"/>	Metal <input checked="" type="checkbox"/>	Plastic <input type="checkbox"/>	Castors <input type="checkbox"/>	Upholstered <input type="checkbox"/>	
	<b>FILLING</b>	Arms <input type="checkbox"/>	Fiber <input type="checkbox"/> Foam <input type="checkbox"/> Feather/Fiber Mix <input type="checkbox"/> Feather <input type="checkbox"/>	Seat cushion <input type="checkbox"/>	Fiber <input type="checkbox"/> Foam <input type="checkbox"/> Feather/Fiber Mix <input type="checkbox"/> Feather <input type="checkbox"/>	Back cushion <input type="checkbox"/>	Fiber <input type="checkbox"/> Foam <input type="checkbox"/> Feather/Fiber Mix <input type="checkbox"/> Feather <input type="checkbox"/>
	<b>COMFORT</b>	Firm Comfort <input type="checkbox"/>	Standard Comfort <input checked="" type="checkbox"/>				
	<b>FUNCTION</b>	Bed <input type="checkbox"/>	Electric motion <input type="checkbox"/>	Motion <input type="checkbox"/>	Recliner <input type="checkbox"/>	Sliding <input type="checkbox"/>	
	<b>OPTIONS</b>	Removable <input type="checkbox"/>	Nails <input type="checkbox"/>	Contrast Stitching <input type="checkbox"/>			
	<b>WRINKLES &amp; VISUAL APPEARANCE</b>	Low <input checked="" type="checkbox"/>	Medium <input type="checkbox"/>	High <input type="checkbox"/>			

WRINKLES & VISUAL APPEARANCE

Due to a combination of the elasticity of the covering, the nature of the interior construction and the design for comfortability of the product, the model may exhibit differing levels of wrinkles.



The models need to be dressed on a regular basis to maintain their appearance and the wrinkles should not be considered as a manufacturing defect, but a natural characteristic of the product.

NOTES

- Available in leather (TG only) or fabric.
- The bed is completed with a bench (version 539) available in the same coverings enabled for the bed.
- Optional side table with swivel top to order with version code 828 and to be connected to the metal base of the bed. It is available in one finishing only: matt black for the leg and white glass for the top. Please use XX for category and XXX for cover code during order entry.
- Double movement mechanism to re-position the mesh: horizontal (to easily reposition the linen) or 45° position (for a practical storage solution)
- Bed with split mesh in different sizes.
- Bed with storage option (vers. C0..)
- MESH DIMENSION:
  - Vers. C01/L11: 160 x 200 cm (63 x 79 inch)
  - Vers. C02/L12: 180 x 200 cm (71 x 79 inch)
  - Vers. C03/L13: 153 x 203 cm (61 x 81 inch)
  - Vers. C04/L14: 193 x 203 cm (77 x 81 inch)
- Feet available in metal finishing 79 (Matte Black)

NOTES

---





■ Vers. L12

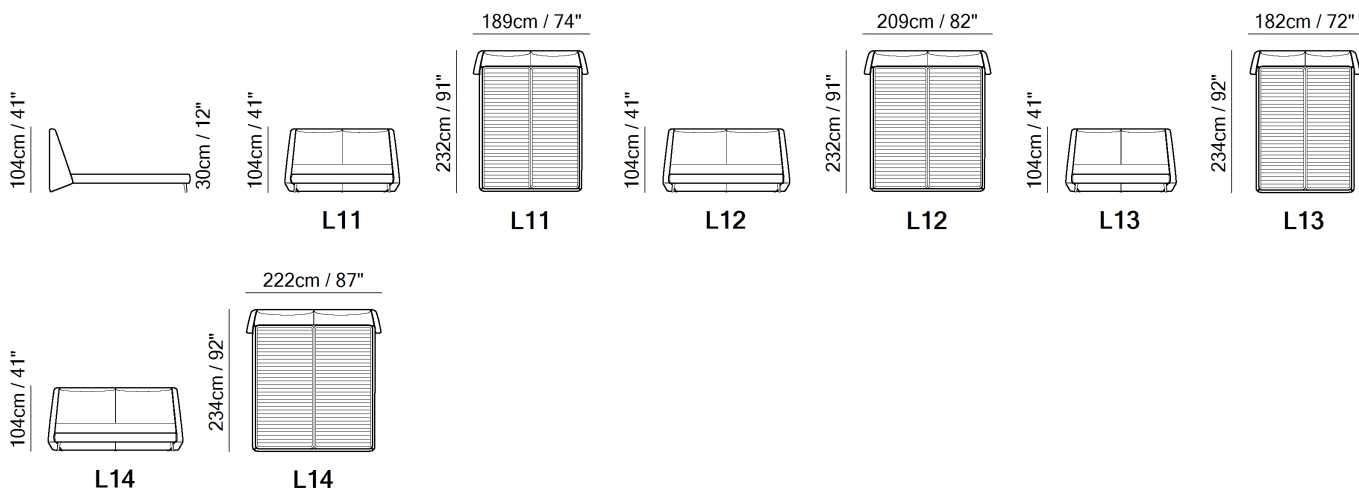


■ Vers. L12










■ Vers. L12

SCHEMATICS



TECHNICAL INFORMATION

	<b>COVERING</b>	Leather <input checked="" type="checkbox"/>	Soft Cover <input checked="" type="checkbox"/>			
	<b>LEGS</b>	Wood <input type="checkbox"/>	Metal <input type="checkbox"/>	Plastic <input type="checkbox"/>	Castors <input type="checkbox"/>	Upholstered <input type="checkbox"/>
	<b>FILLING</b>	Arms <input type="checkbox"/> Fiber <input type="checkbox"/> Foam <input type="checkbox"/> Feather/Fiber Mix <input type="checkbox"/> Feather	Seat cushion <input type="checkbox"/> Fiber <input type="checkbox"/> Foam <input type="checkbox"/> Feather/Fiber Mix <input type="checkbox"/> Feather	Back cushion <input type="checkbox"/> Fiber <input type="checkbox"/> Foam <input type="checkbox"/> Feather/Fiber Mix <input type="checkbox"/> Feather		
	<b>COMFORT</b>	Standard Comfort <input checked="" type="checkbox"/>	Firm Comfort <input type="checkbox"/>			
	<b>FUNCTION</b>	Bed <input type="checkbox"/>	Electric motion <input type="checkbox"/>	Motion <input type="checkbox"/>	Recliner <input type="checkbox"/>	Sliding <input type="checkbox"/>
	<b>OPTIONS</b>	Nails <input type="checkbox"/>	Removable <input type="checkbox"/>	Contrast Stitching <input type="checkbox"/>		
	<b>WRINKLES &amp; VISUAL APPEARANCE</b>	Low <input checked="" type="checkbox"/>	Medium <input type="checkbox"/>	High <input type="checkbox"/>		

WRINKLES & VISUAL APPEARANCE

Due to a combination of the elasticity of the covering, the nature of the interior construction and the design for comfortability of the product, the model may exhibit differing levels of wrinkles.



The models need to be dressed on a regular basis to maintain their appearance and the wrinkles should not be considered as a manufacturing defect, but a natural characteristic of the product.

NOTES

- Available in leather (TG only) or fabric.
- Bed with split mesh in different sizes.
- MESH DIMENSION:
  - Vers. L11: 160 x 200 cm (63 x 79 inch)
  - Vers. L12: 180 x 200 cm (71 x 79 inch)
  - Vers. L13: 153 x 203 cm (61 x 81 inch)
  - Vers. L14: 193 x 203 cm (77 x 81 inch)
- When in leather: to be ordered in one covering only
- When in fabric: to be ordered in two coverings:
  - 1st covering: frame, front and back panel of the headboard to order in fabric in any color and article of the fabric collection
  - 2nd covering: side panel of the headboard to order in leather in any color of the article Le Mans only or in fabric (same cover code as 1st covering)

NOTES

---



■ Vers. L12

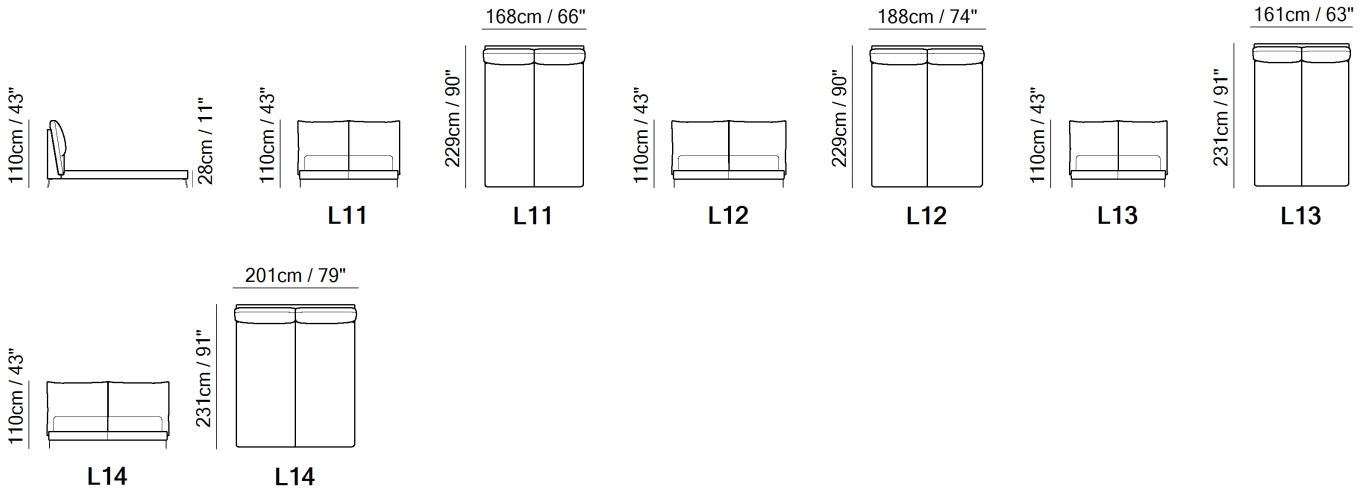


■ Vers. L12










■ Vers. L12

**SCHEMATICS**

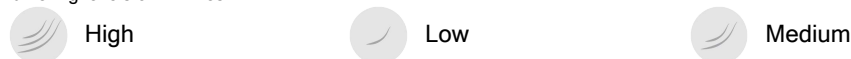


**TECHNICAL INFORMATION**

	<b>COVERING</b>	Leather <input checked="" type="checkbox"/>	Soft Cover <input checked="" type="checkbox"/>				
	<b>LEGS</b>	Wood <input type="checkbox"/>	Metal <input checked="" type="checkbox"/>	Plastic <input type="checkbox"/>	Castors <input type="checkbox"/>	Upholstered <input type="checkbox"/>	
	<b>FILLING</b>	Arms <input type="checkbox"/>	Fiber <input type="checkbox"/> Foam <input type="checkbox"/> Feather/Fiber Mix <input type="checkbox"/> Feather <input type="checkbox"/>	Seat cushion <input type="checkbox"/>	Fiber <input type="checkbox"/> Foam <input type="checkbox"/> Feather/Fiber Mix <input type="checkbox"/> Feather <input type="checkbox"/>	Back cushion <input type="checkbox"/>	Fiber <input type="checkbox"/> Foam <input type="checkbox"/> Feather/Fiber Mix <input type="checkbox"/> Feather <input type="checkbox"/>
	<b>COMFORT</b>	Firm Comfort <input type="checkbox"/>	Standard Comfort <input checked="" type="checkbox"/>				
	<b>FUNCTION</b>	Bed <input type="checkbox"/>	Electric motion <input type="checkbox"/>	Motion <input type="checkbox"/>	Recliner <input type="checkbox"/>	Sliding <input type="checkbox"/>	
	<b>OPTIONS</b>	Removable <input type="checkbox"/>	Nails <input type="checkbox"/>	Contrast Stitching <input type="checkbox"/>			
	<b>WRINKLES &amp; VISUAL APPEARANCE</b>	Low <input checked="" type="checkbox"/>	Medium <input type="checkbox"/>	High <input type="checkbox"/>			

**WRINKLES & VISUAL APPEARANCE**

Due to a combination of the elasticity of the covering, the nature of the interior construction and the design for comfortability of the product, the model may exhibit differing levels of wrinkles.



The models need to be dressed on a regular basis to maintain their appearance and the wrinkles should not be considered as a manufacturing defect, but a natural characteristic of the product.

**NOTES**

- Available in leather (TG only) or fabric.
- Bed with wooden panel in different sizes.
- Wood Panel Dimensions:
- Vers. L11: 160 x 200 cm (63 x 79 inch)
- Vers. L12: 180 x 200 cm (71 x 79 inch)
- Vers. L13: 153 x 203 cm (61 x 81 inch)
- Vers. L14: 193 x 203 cm (77 x 81 inch)
- Feet available in metal finishing 79 (Matte Black)

NOTES

---





■ Vers. L12

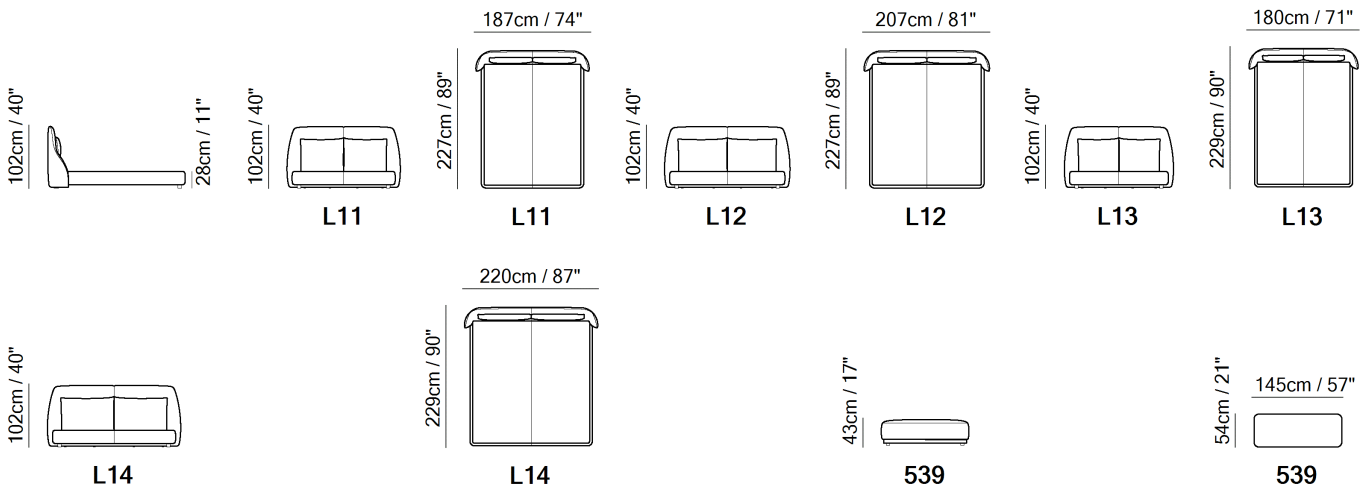


■ Vers. L12










■ Vers. L12+539

SCHEMATICS




TECHNICAL INFORMATION

	<b>COVERING</b>	Mix <input checked="" type="checkbox"/>	Leather <input checked="" type="checkbox"/>	Soft Cover <input checked="" type="checkbox"/>			
	<b>LEGS</b>	Wood <input type="checkbox"/>	Metal <input type="checkbox"/>	Plastic <input type="checkbox"/>	Castors <input type="checkbox"/>	Upholstered <input type="checkbox"/>	
	<b>FILLING</b>	Arms <input type="checkbox"/>	Fiber <input type="checkbox"/> Foam <input type="checkbox"/> Feather/Fiber Mix <input type="checkbox"/> Feather <input type="checkbox"/>	Seat cushion <input type="checkbox"/>	Fiber <input type="checkbox"/> Foam <input type="checkbox"/> Feather/Fiber Mix <input type="checkbox"/> Feather <input type="checkbox"/>	Back cushion <input type="checkbox"/>	Fiber <input type="checkbox"/> Foam <input type="checkbox"/> Feather/Fiber Mix <input type="checkbox"/> Feather <input type="checkbox"/>
	<b>COMFORT</b>	Standard Comfort <input checked="" type="checkbox"/>	Firm Comfort <input type="checkbox"/>				
	<b>FUNCTION</b>	Bed <input type="checkbox"/>	Electric motion <input type="checkbox"/>	Motion <input type="checkbox"/>	Recliner <input type="checkbox"/>	Sliding <input type="checkbox"/>	
	<b>OPTIONS</b>	Nails <input type="checkbox"/>	Removable <input type="checkbox"/>	Contrast Stitching <input type="checkbox"/>			
	<b>WRINKLES &amp; VISUAL APPEARANCE</b>	Low <input checked="" type="checkbox"/>	Medium <input type="checkbox"/>	High <input type="checkbox"/>			

WRINKLES & VISUAL APPEARANCE

Due to a combination of the elasticity of the covering, the nature of the interior construction and the design for comfortability of the product, the model may exhibit differing levels of wrinkles.



The models need to be dressed on a regular basis to maintain their appearance and the wrinkles should not be considered as a manufacturing defect, but a natural characteristic of the product.

NOTES

- Available in leather (TG only), fabric and mix
- Leather/Fabric MIX CATEGORIES are based on the STARTING PRICE CATEGORY OF LEATHER combined with fabric = cat. 1A (cat.A0 /10 + fabric) - 1B (cat.15 + fabric) - 2A (cat. 20 ...) - 2B (cat. 25 ...) - 3A (cat. 30 ...)
- The bed is completed with a bench (version 539) available in the same coverings enabled for the bed.
- Bed with split mesh in different sizes.
- MESH DIMENSION:
  - Vers. L11: 160 x 200 cm (63 x 79 inch)
  - Vers. L12: 180 x 200 cm (71 x 79 inch)
  - Vers. L13: 153 x 203 cm (61 x 81 inch)
  - Vers. L14: 193 x 203 cm (77 x 81 inch)
- LEATHER-FABRIC MIX:
  - 1° Cov. (Leather): frame and front panel of the headboard in leather
  - 2° Cov. (Fabric): back panel of the headboard

NOTES

---



■ Vers. L12

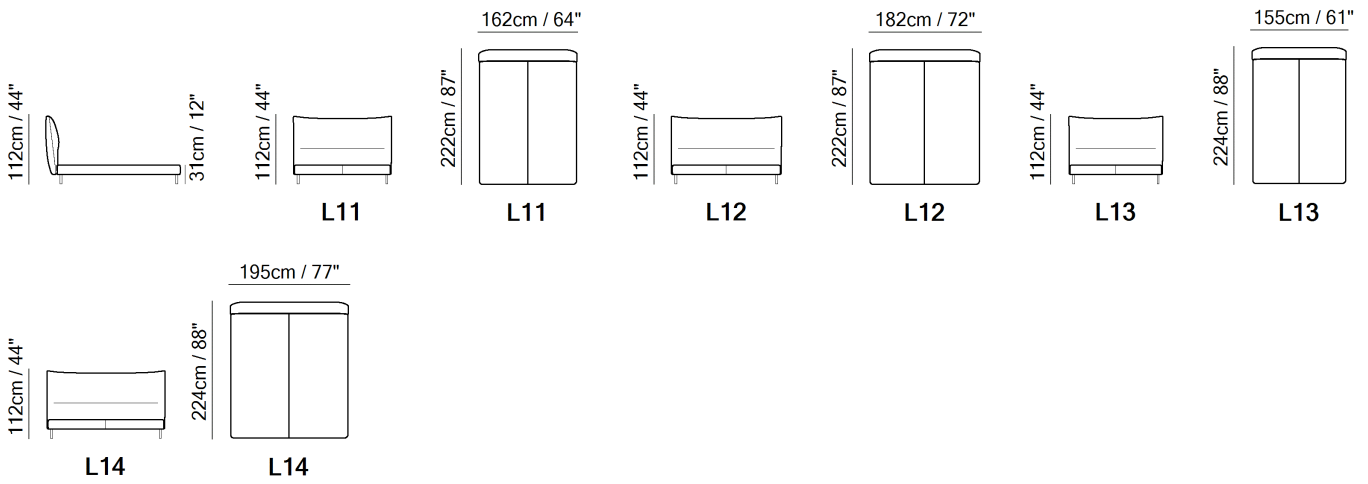


■ Vers. L12










■ Vers. L12

SCHEMATICS



TECHNICAL INFORMATION

	<b>COVERING</b>	Mix <input checked="" type="checkbox"/>	Leather <input checked="" type="checkbox"/>	Soft Cover <input checked="" type="checkbox"/>		
	<b>LEGS</b>	Wood <input type="checkbox"/>	Metal <input type="checkbox"/>	Plastic <input type="checkbox"/>	Castors <input type="checkbox"/>	Upholstered <input type="checkbox"/>
	<b>FILLING</b>	Arms <input type="checkbox"/> Fiber <input type="checkbox"/> Foam <input type="checkbox"/> Feather/Fiber Mix <input type="checkbox"/> Feather	Seat cushion <input type="checkbox"/> Fiber <input type="checkbox"/> Foam <input type="checkbox"/> Feather/Fiber Mix <input type="checkbox"/> Feather	Back cushion <input type="checkbox"/> Fiber <input type="checkbox"/> Foam <input type="checkbox"/> Feather/Fiber Mix <input type="checkbox"/> Feather		
	<b>COMFORT</b>	Firm Comfort <input type="checkbox"/>	Standard Comfort <input checked="" type="checkbox"/>			
	<b>FUNCTION</b>	Bed <input type="checkbox"/>	Electric motion <input type="checkbox"/>	Motion <input type="checkbox"/>	Recliner <input type="checkbox"/>	Sliding <input type="checkbox"/>
	<b>OPTIONS</b>	Removable <input type="checkbox"/>	Nails <input type="checkbox"/>	Contrast Stitching <input type="checkbox"/>		
	<b>WRINKLES &amp; VISUAL APPEARANCE</b>	Low <input checked="" type="checkbox"/>	Medium <input type="checkbox"/>	High <input type="checkbox"/>		

WRINKLES & VISUAL APPEARANCE

Due to a combination of the elasticity of the covering, the nature of the interior construction and the design for comfortability of the product, the model may exhibit differing levels of wrinkles.



The models need to be dressed on a regular basis to maintain their appearance and the wrinkles should not be considered as a manufacturing defect, but a natural characteristic of the product.

NOTES

**NOTES**

---